

# Survey findings for Wellington City residents

*New Zealanders and the Arts: attitudes, attendance and participation*  
*Ko Aotearoa me ōna toi: waiaro, wairongo, waiuru*



# INTRODUCTION

# Background and objectives of the research

Since 2005, Creative New Zealand has conducted research to measure New Zealanders engagement with the arts. This includes attendance and participation in different art forms, as well as wider attitudes to the arts. The research comprises two separate surveys (one of adults aged 15+; and one of young people aged 10-14). The surveys are repeated every three years.

The research is used in a number of ways. It provides:

- Vital insights for Creative New Zealand, selected agencies and arts organisations about the national levels of cultural engagement
- Stories to advocate for the arts
- Up-to-date data that arts organisations can use to develop marketing programming and income generation strategies.

**This report presents findings on public attitudes, attendance and participation in the arts in Wellington City. The findings are compared to all New Zealanders (aged 15+).**



**The arts** is split into six different art forms, and attendance and participation is measured for each:

- **Craft and object art** is defined as uku (pottery), furniture, glass, adornment (such as 'ei katu, tā moko and jewellery), embroidery, tīvaevae, woodcraft, spinning, weaving or textiles.
- **Literary arts** is defined as spoken word, poetry or book readings, literary events, writing workshops, creative writing in poetry, fiction or non-fiction.
- **Ngā Toi Māori (Māori arts)** is defined as works created by Tangata Whenua Māori artists in all art forms (contemporary and customary: craft/object art, dance, literature, media arts, music, theatre and visual arts). arts or crafts activities or workshops, including carving, raranga, tāniko, weaving, waiata, kapa haka, kōwhaiwhai, tā moko, Māori dance or music.
- **Pacific arts** is defined as works created by Pasifika artists in all art forms (contemporary and heritage: craft/object art, dance, literature, media arts, music, theatre and visual arts).
- **Performing arts** is defined as theatre, dance and music.
- **Visual arts** is defined as drawing, painting, rāranga, tīvaevae, photography, whakairo, sculpture, print-making, typography and film-making.

**'Attendance'** is defined as going to:

- Seeing craft and object artworks at an exhibition, festival, art gallery, museum, library or online.
- Attending spoken word, poetry or book readings, or literary festivals or events.
- Seeing any artworks by Māori artists or going to any Māori arts or cultural performances, Toi Ahurei, festivals or exhibitions.
- Seeing artworks by Pasifika artists or going to any Pasifika cultural performances, festivals or exhibitions.
- Attending performing arts events.
- Seeing visual artworks at an exhibition, festival, art gallery, museum, library, cinema or online.

**'Participation'** is defined as :

- The active involvement in the making or presentation of art in the last 12 months.



## 608

### ONLINE INTERVIEWS

With adults aged 15+ living in Wellington City



### FIELDWORK DATES

2 October to 2 November 2020



### NATIONAL COMPARISON

Findings are compared to all New Zealanders (6,263 interviews)

## METHOD

The survey was completed online, via the Colmar Brunton online panel and the Dynata online panel.

Historically *New Zealanders and the Arts* has been conducted using a telephone survey. In 2017 the decision was made to shift the survey to an online panel. The rationale for this was to future-proof the survey and to make it more affordable to increase the sample size to facilitate greater analysis of key groups of interest, including Māori, Pacific Peoples, Asian New Zealanders and the regions. This has also allowed local councils, such as Wellington City Council, to purchase additional sample, so they can better understand arts engagement in their own area.

## SAMPLING

In order to achieve a representative sample of residents in Wellington City, quotas (or interviewing targets) were set by age within gender.

Weighting was also applied to ensure the final sample profile was representative of the Wellington City population.

For ethnicity, quotas were set overall for New Zealand, and the data weighted. The ethnic profile for Wellington is broadly in line with the census targets for the City.

## TREND DATA

Trends are shown against the 2017 data. The change in method in 2017, means we cannot include trends data prior to this.

## SIGNIFICANCE TESTING

There is a margin of error associated with any survey sample. Based on a sample size of 608 respondents the margin of error is up to +/- 4.0 percentage points.

We have used statistical tests to determine:

- Whether any differences between the survey findings for Wellington City in 2017 and 2020 are statistically significant. This is indicated on charts by white triangles.

△▽ = significantly higher / lower than 2017

- Whether any differences between the survey findings for Wellington City in 2020 and the New Zealand sample are statistically significant. This is indicated on charts by grey triangles.

▲▼ = significantly higher / lower than all New Zealanders



# SUMMARY

# Executive Summary: Wellington City and the Arts

**Method:** Online survey of 6,263 New Zealanders aged 15+ including 603 Wellington City residents

**Fieldwork:** 2 October to 2 November 2020

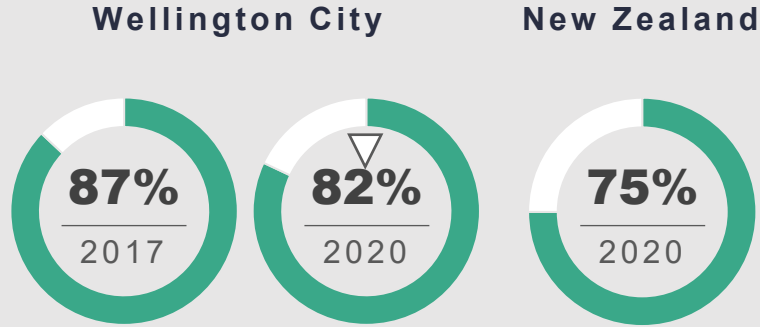
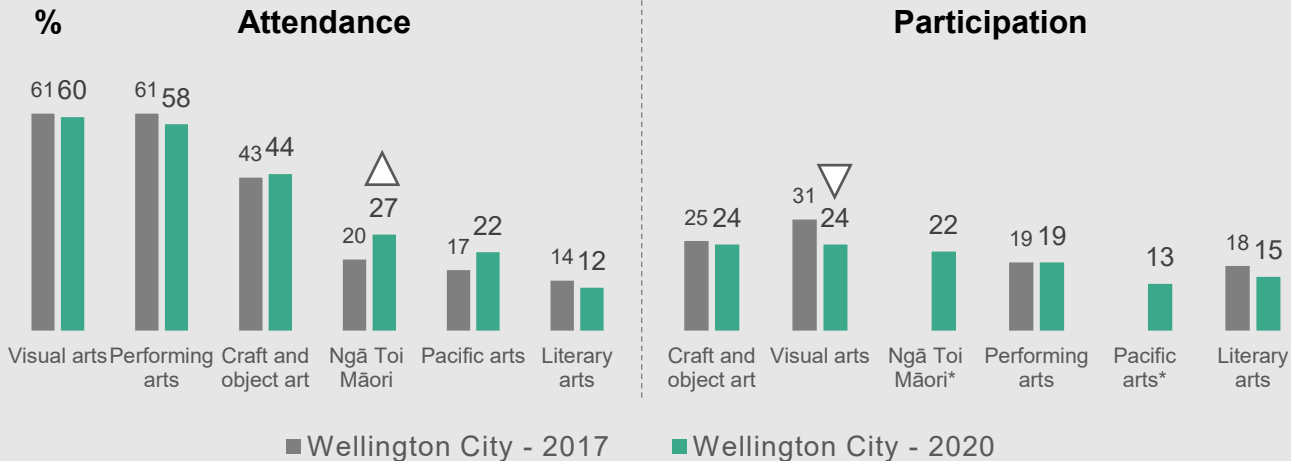
**Margin of error for Wellington City:** +/- 4.0%

## ENGAGEMENT WITH THE ARTS IN WELLINGTON CITY

Eighty two percent of Wellington City residents have attended or participated in the arts in the last 12 months.

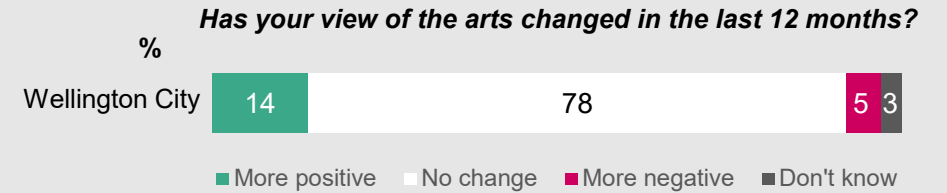
This is lower than 2017 but remains higher than the national average (75%). The decline in engagement reflects the national trend (engagement fell from 80% to 75% across New Zealand).

The results indicate this is due to a decline in participation in the visual arts, and attendance in the performing arts.



## WELLINGTON'S RELATIONSHIP WITH THE ARTS

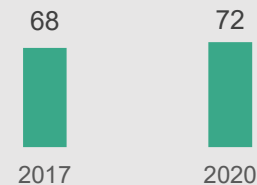
**1** The overall impact of COVID-19 is an increase in positive feelings towards the arts



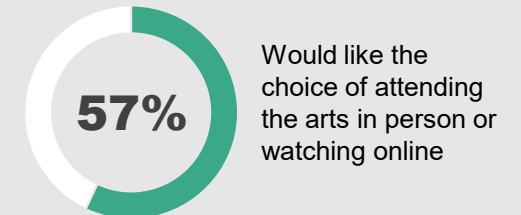
**2** For some the arts are critical at a personal level, while the majority recognise the wider societal benefits



**3** This recognition has led to increased support for public funding of the arts



**4** As well as demand for greater accessibility



△▽ = significantly higher / lower than 2017



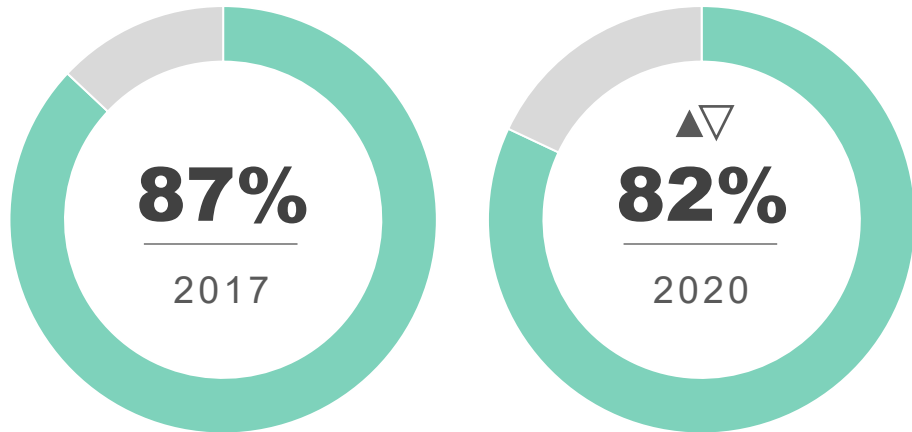
# OVERALL ENGAGEMENT, ATTENDANCE AND PARTICIPATION

# Overall engagement

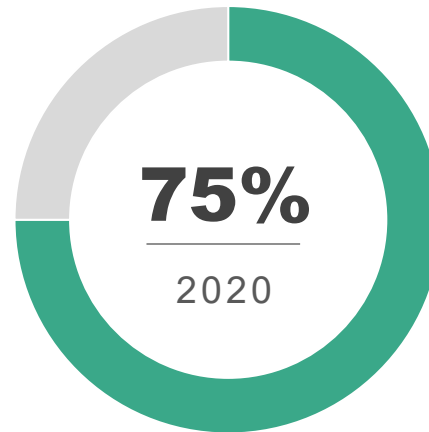
Q

Overall engagement is based on all those who have either attended or participated in the following art forms in the last 12 months: *Craft & object art, Literature, Ngā Toi Māori (Māori arts), Pacific arts, Performing arts and Visual arts*

## Wellington City



## New Zealand



## COMMENTARY

The survey asks respondents about their attendance at, and their participation in, six separate art forms. There are no questions that measure attendance or participation in the arts at an overall level.

The results opposite are therefore a nett calculation based on the respondents who said they attended or participated in at least one art form in the last 12 months.

Eighty-two percent of Wellington City residents have engaged with the arts in the last 12 months. This is lower than in 2017 but remains higher than the national average (75%).

The decline in engagement reflects the national trend (engagement fell from 80% to 75%).

### Sub-group differences in Wellington City:

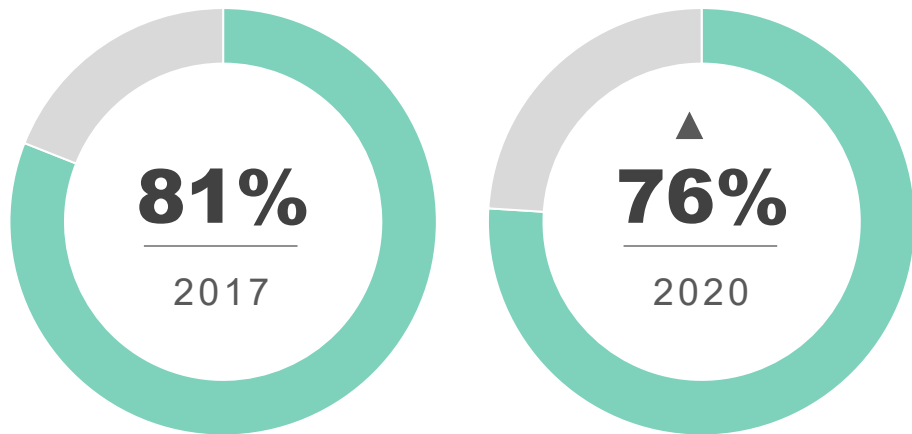
Women are more likely to be engaged than average (90%, vs. 82%).



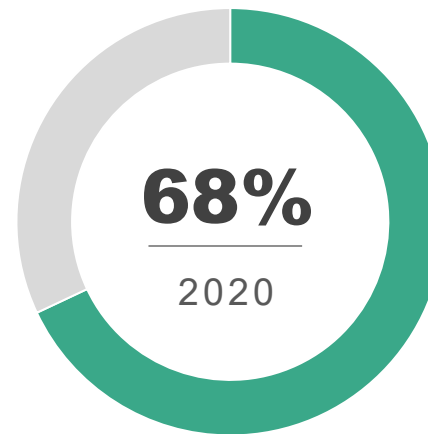
Q

Overall attendance is based on all those who have attended the following art forms in the last 12 months: *Craft & object art, Literature, Ngā Toi Māori (Māori arts), Pacific arts, Performing arts and Visual arts*

## Wellington City



## New Zealand



Attendance for all New Zealanders has declined significantly since 2017 - was 73%

## COMMENTARY

A total of 76% of Wellington City residents have attended at least one arts event or location in the last 12 months. This compares to 81% in 2017, albeit the difference is not statistically significant.

This indicative decline in attendance is likely due to a lack of opportunity rather than a growing disinterest in the arts. Indeed, it appears COVID-19 has resulted in a greater appreciation for the arts for some Wellington City residents (see slide 13).

The level of attendance remains higher than the national average (68%).

### Sub-group differences in Wellington City:

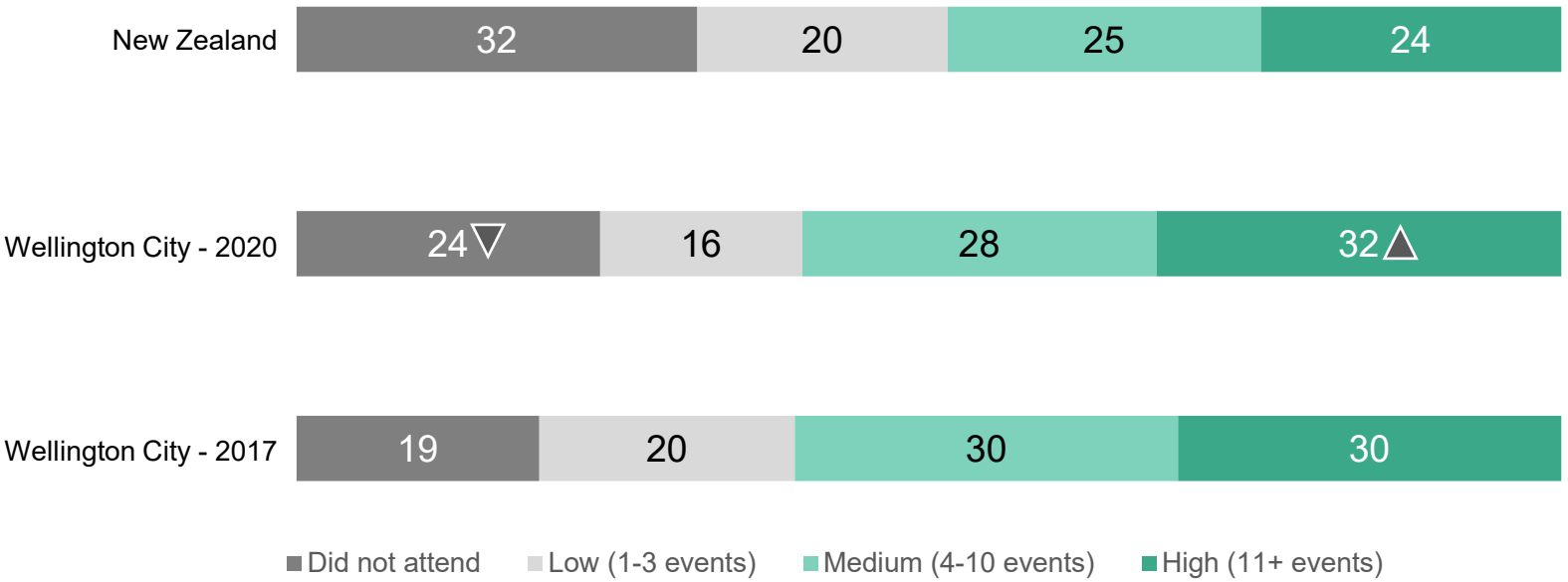
Women are more likely to attend the arts than average (82%, vs. 76%).

# Frequency of attendance

Q

Frequency of attendance shows the number of times respondents have attended any of the following art forms in the last 12 months: *Craft & object art, Literature, Ngā Toi Māori (Māori arts), Pacific arts Performing arts and Visual arts*

%



## COMMENTARY

We have identified four groups in terms of the frequency with which they attend any art form.

The majority of Wellington City residents continue to attend arts events or locations reasonably frequently. Sixty percent attend more than three times a year, and 32% attend more than ten times a year. It is notable that the indicative decline in attendance in Wellington City seems to be largely due to a decline in 'occasional' attendees.

The proportion of residents attending more than 10 times a year continues to be higher than the national average (24%).

### Sub-group differences in Wellington City:

The following groups are more likely than average (32%) to be high attendees:

- Those aged 60-69 (45%)
- Women (36%).

The following groups are less likely than average (32%) to be high attendees:

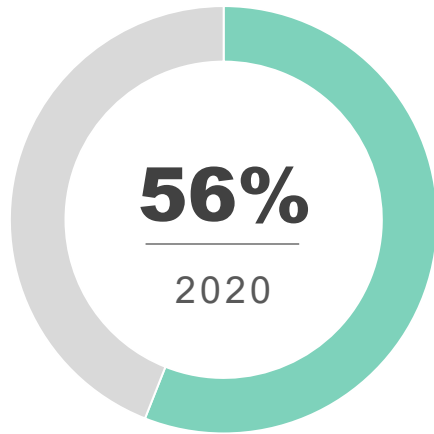
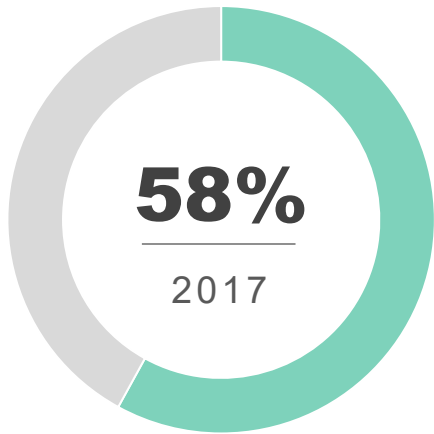
- Men (26%)
- Those aged 15-29 (22%)
- Asian New Zealanders (21%).

# Overall participation

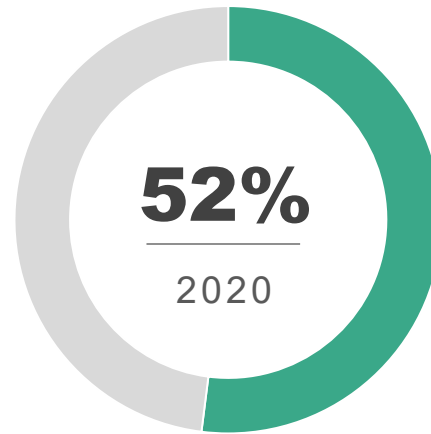
Q

Overall participation is based on all those who have participated in the following art forms in the last 12 months: *Craft & object art, Literature, Ngā Toi Māori (Māori arts), Pacific arts Performing arts and Visual arts*

## Wellington City



## New Zealand



## COMMENTARY

At a first glance participation has proved more resilient to COVID-19 than attendance. It is 56% in 2020, which is consistent with 2017.

However, the way we asked participation for Ngā Toi Māori and Pacific arts changed in 2020. We now list the activities under each art form in much greater granularity (to better capture the activities the public participate in). Because of this change, overall participation for 2020 may be slightly higher than it otherwise would have been.

The difference between the Wellington results and all New Zealand are not statistically significant.

### Sub-group differences in Wellington City:

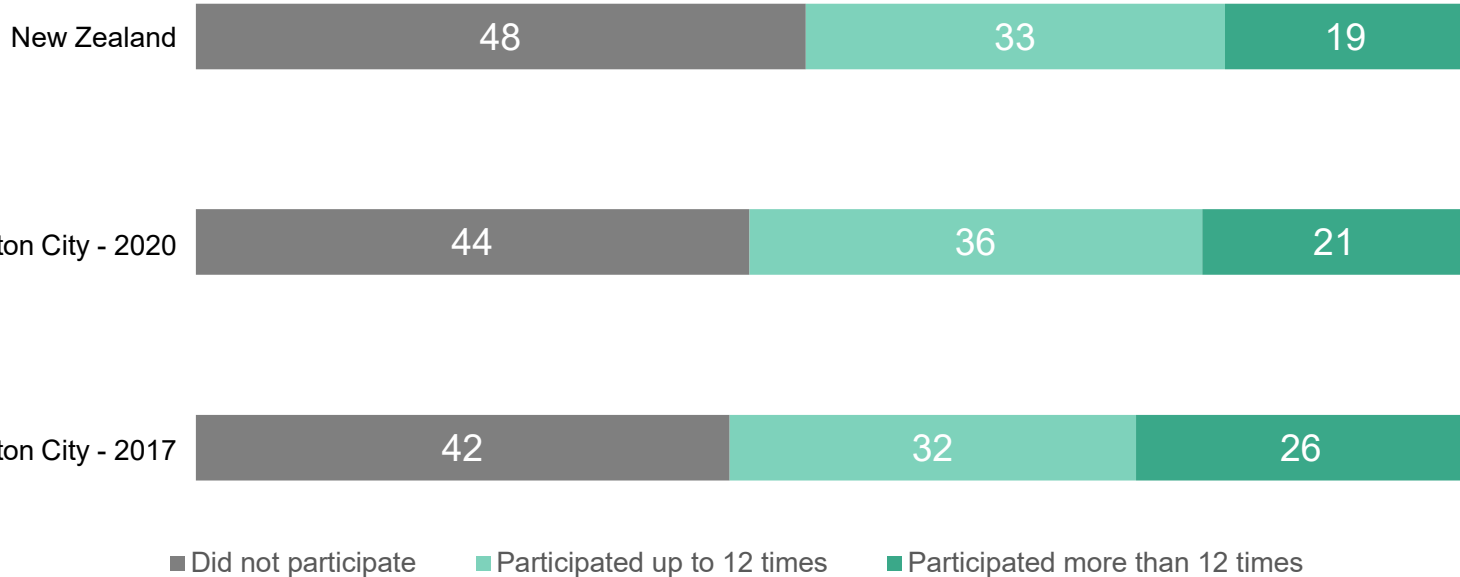
People with the lived experience of disability (75%) and women (68%) are more likely to participate in the arts than average (56%).

# Frequency of participation

Q

Frequency of participation shows the number of times respondents have participated in any of the following art forms in the last 12 months: *Craft & object art, Literature, Ngā Toi Māori (Māori arts), Pacific arts Performing arts and Visual arts*

%



## COMMENTARY

We have identified three groups in terms of the frequency with which they participate in any art form.

Twenty one percent of Wellington City residents participate in the arts on a regular basis (more than 12 times a year). This compares to 26% in 2017, albeit the difference is not statistically significant.

The proportion of residents attending more than 12 times a year is now in line with the national average (19%). It had been significantly higher back in 2017.

### Sub-group differences in Wellington City:

The following groups are more likely than average (21%) to be regular participants:

- People with the lived experience of disability (35%)
- Women (26%).

The following groups are less likely than average (21%) to be regular participants:

- Men (14%)
- Asian New Zealanders (13%).



# ARTS ATTITUDES

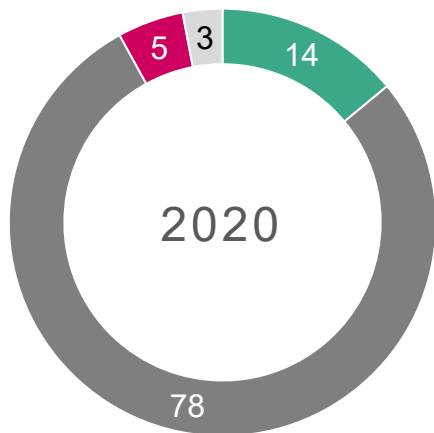
# Change in overall perception of the arts

Q

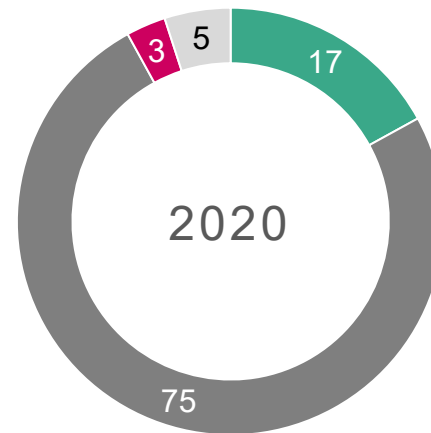
Has your view of the arts changed in the last 12 months?

%

## Wellington City



## New Zealand



■ More positive about the arts   
 ■ Opinion has not changed   
 ■ More negative about the arts   
 ■ Don't know

## COMMENTARY

Overall, Wellington City residents are more positive about the arts than they were in 2017, with positive shifts in many of the attitudes included in this section.

It appears that, Wellington City residents have a renewed appreciation for the arts, following the impact of COVID-19 and the subsequent lockdowns.

This overall finding is supported by the chart opposite which illustrates how residents' perceptions of the arts has changed over the last 12 months. While most haven't changed their view of the arts (78%), 14% are more positive and only 5% are more negative. This is broadly in line with the national picture.

### Sub-group differences in Wellington City:

The following groups are more likely than average (14%) to say they feel more positive about the arts than they did 12 months ago:

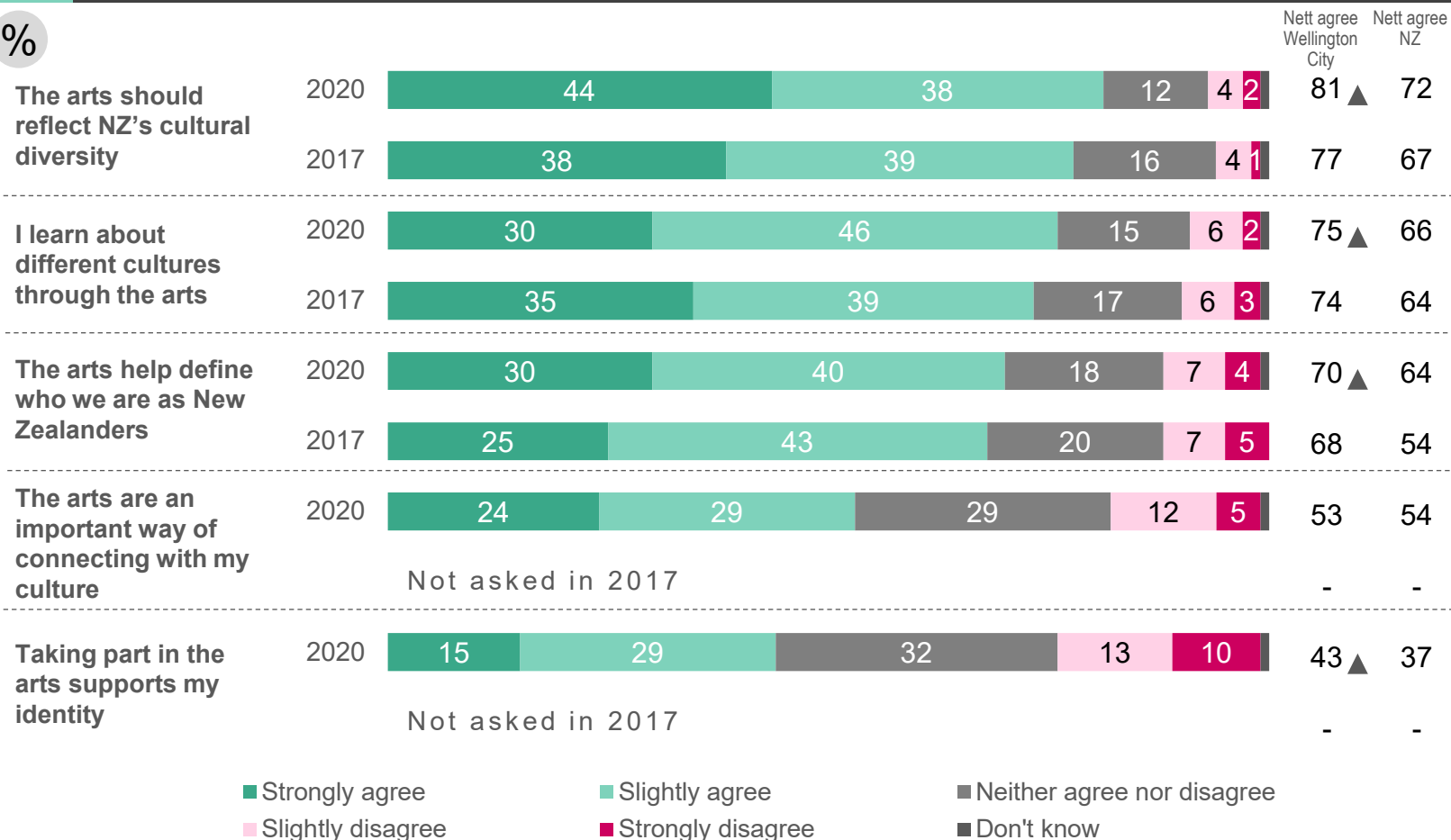
- People with the lived experience of disability (28%)
- Asian New Zealanders (24%).

# Attitudes towards the arts: Culture and identity

Q

How much do you agree or disagree?

%



## COMMENTARY

The arts contribute to our sense of self, nationhood, and understanding of others.

Eighty one percent agree the arts should reflect New Zealand's cultural diversity, 75% say they learn about other cultures and 70% say they help define who we are as New Zealanders.

The differences between 2020 and 2017 are not statistically significant. However, Wellington City residents are more likely than all New Zealanders to recognise the ways in which the arts supports our identity and understanding of one another.

### Sub-group differences in Wellington City:

In general women express more positive attitudes about the arts and are more likely than average to agree with each statement, with the exception of 'taking part in the arts supports my identity'.

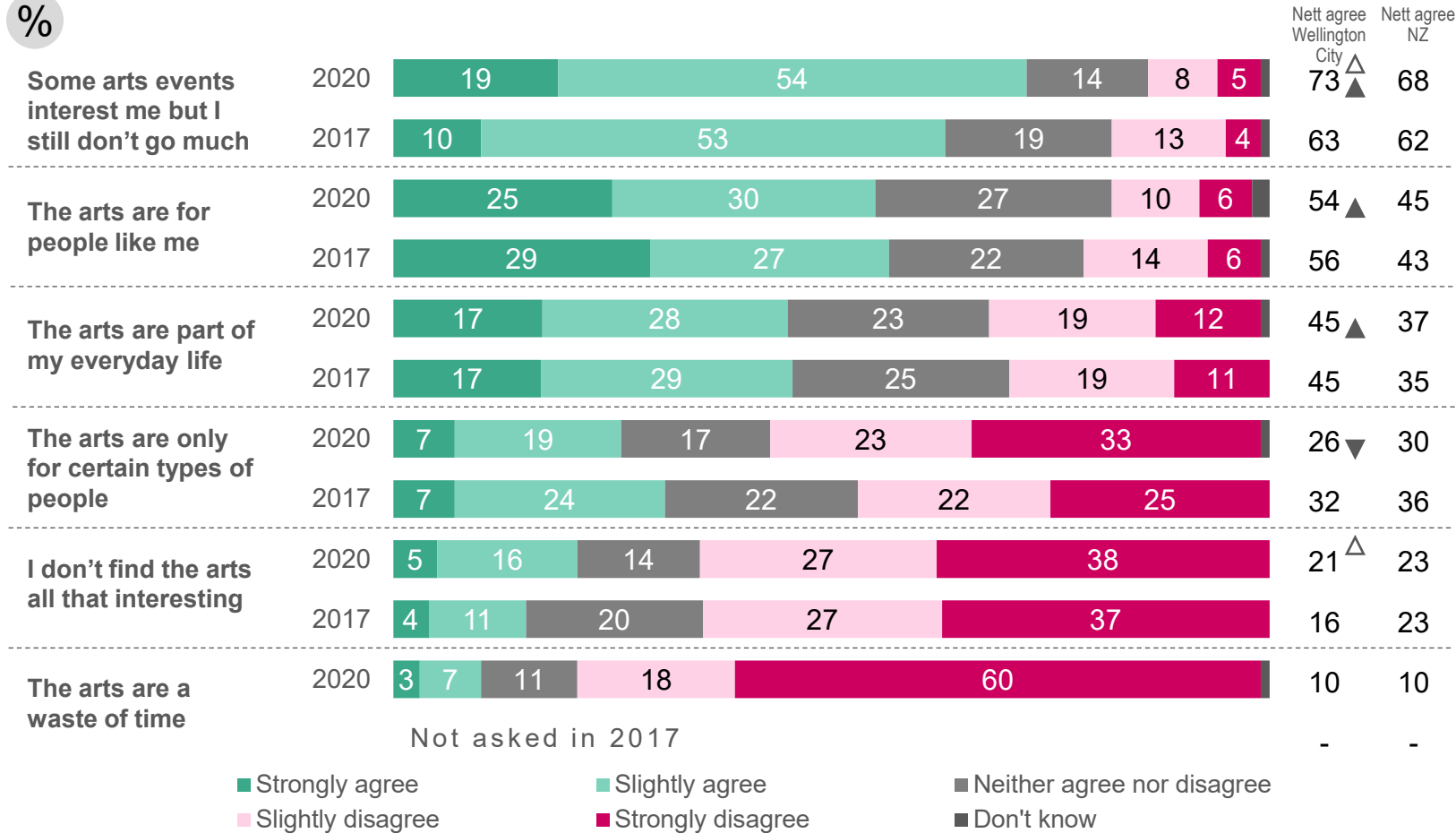
In addition, Māori are more likely than average to feel the arts are an important way of connecting with their culture (76%, vs. 53% overall).

# Attitudes towards the arts: Individual's relationship with the arts

Q

How much do you agree or disagree?

%



## COMMENTARY

Wellington City residents have a relatively strong personal connection to the arts. Fifty-four percent agree the arts are for people like me, while 45% say they are part of their everyday life. This is higher than the national averages.

In addition, only a minority say the arts aren't that interesting (21%) or are a waste of time (10%). The majority of residents disagree with these propositions.

A quarter think the arts are only for certain types of people. The proportion who disagree with this statement has increased from 46% in 2017 to 56%. This suggests that people feel the arts are becoming more inclusive.

That said, there remains an opportunity to improve attendance at arts events. Seventy-three percent of Wellington City residents are interested in some arts events but still don't attend often. This is higher than in 2017, potentially reflecting a lack of opportunity due to COVID-19.

### Sub-group differences in Wellington City:

Women and older people (aged 60+) have a stronger personal connection to the arts. In contrast, men and younger people (aged 15-29) have a weaker personal connection.

There is evidence the arts could be made more inclusive with Asian New Zealanders more likely than average to feel the arts are only for certain types of people.

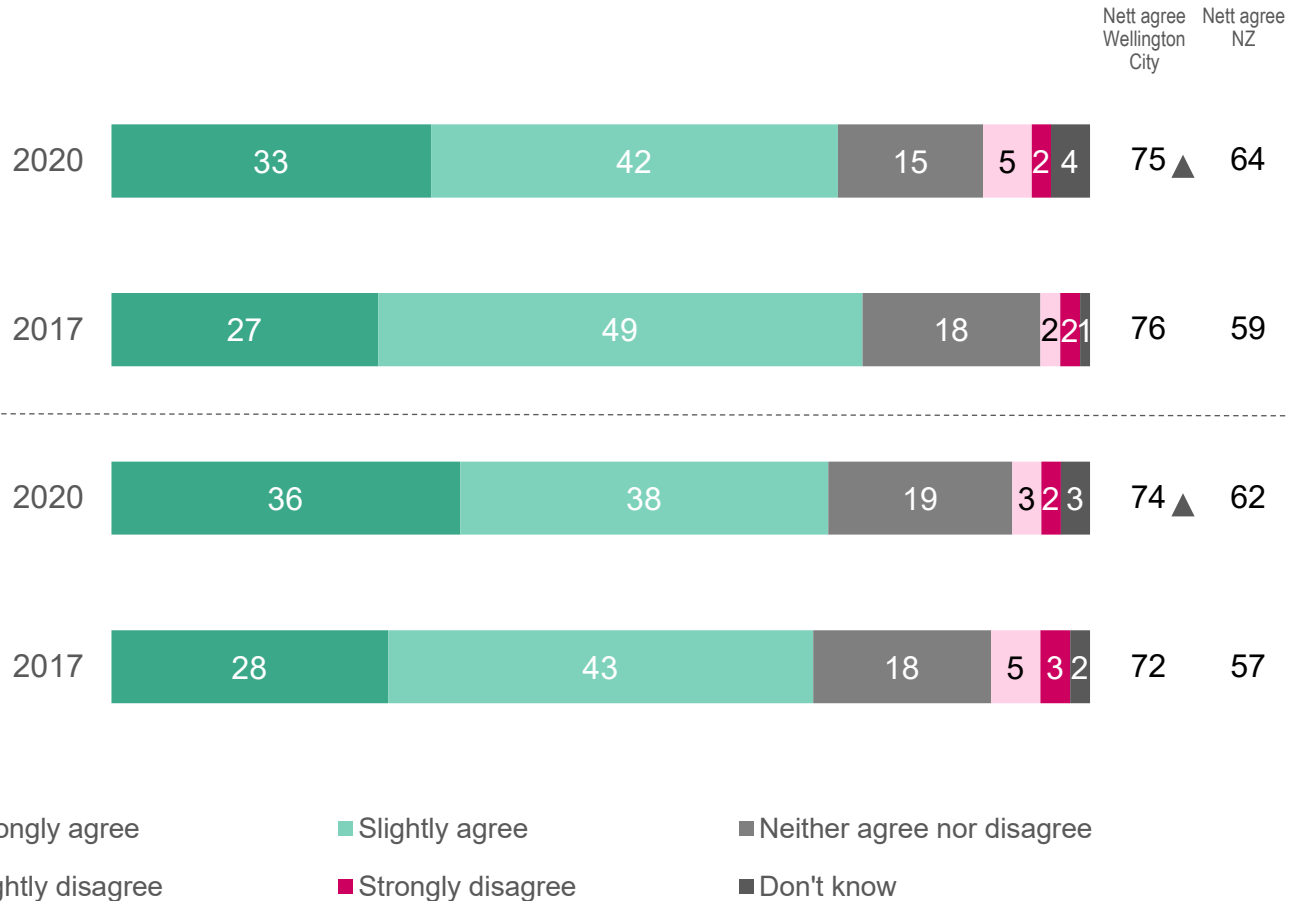


# Attitudes towards the arts: How the arts benefit New Zealand

Q

How much do you agree or disagree?

%



## COMMENTARY

Wellington City residents continue to widely recognise the social and economic benefits of the arts, to a greater extent than all New Zealanders.

Three in four agree the arts contribute positively to our economy (75%) and help improve society (74%). These figures are consistent with 2017, although the sentiment around improving New Zealand society is deeper than before, with an increase in the proportion who strongly agree. Agreement with both statements remains higher than the national average.

### Sub-group differences in Wellington City:

Those aged 70 plus, women and New Zealand Europeans are more likely than average to agree that the arts contribute positively to the economy and that they help improve New Zealand society.

Asian New Zealanders and men are less convinced than average, although a clear majority still feel the arts benefit New Zealand.

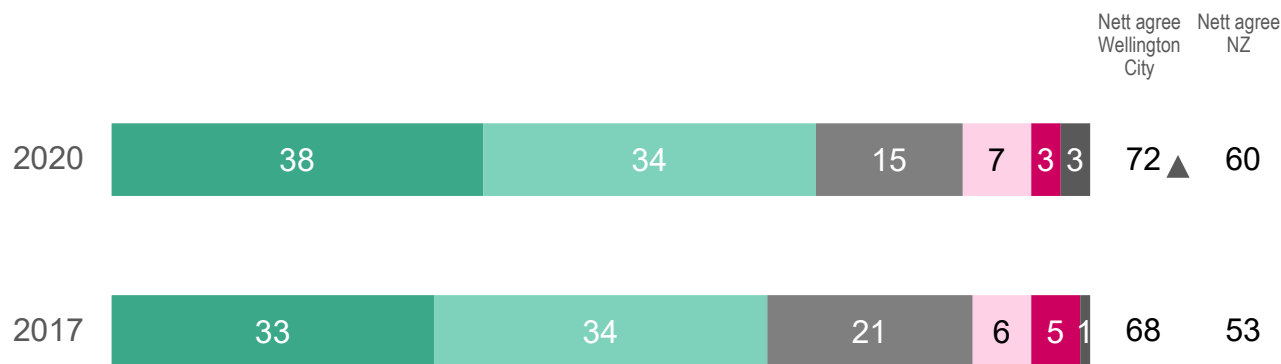
# Attitudes towards the arts: Funding support for the arts

Q


How much do you agree or disagree?

%

The arts should receive public funding



My local council should give money to support the arts



■ Strongly agree     
 ■ Slightly agree     
 ■ Neither agree nor disagree  
■ Slightly disagree     
 ■ Strongly disagree     
 ■ Don't know

## COMMENTARY

Support for public funding of the arts remains strong in Wellington City and is notably higher than the national average (72%, vs. 60% overall). This reflects the earlier finding that Wellington City residents are more likely to recognise the benefits that the arts bestow on society.

There is also a relatively high level of support for Wellington City Council to help fund the arts. Sixty-four percent agree with this proposition, compared to 54% nationally.

There are no statistically significant differences in the level of support for public funding of the arts in Wellington City.

### Sub-group differences in Wellington City:

The following groups are more likely than average to agree that the arts should receive public funding: those aged 70 plus, women and New Zealand Europeans.

In contrast, Asian New Zealanders, young people aged 15-29 and men are less supportive than average of public funding of the arts, although a clear majority still support it.

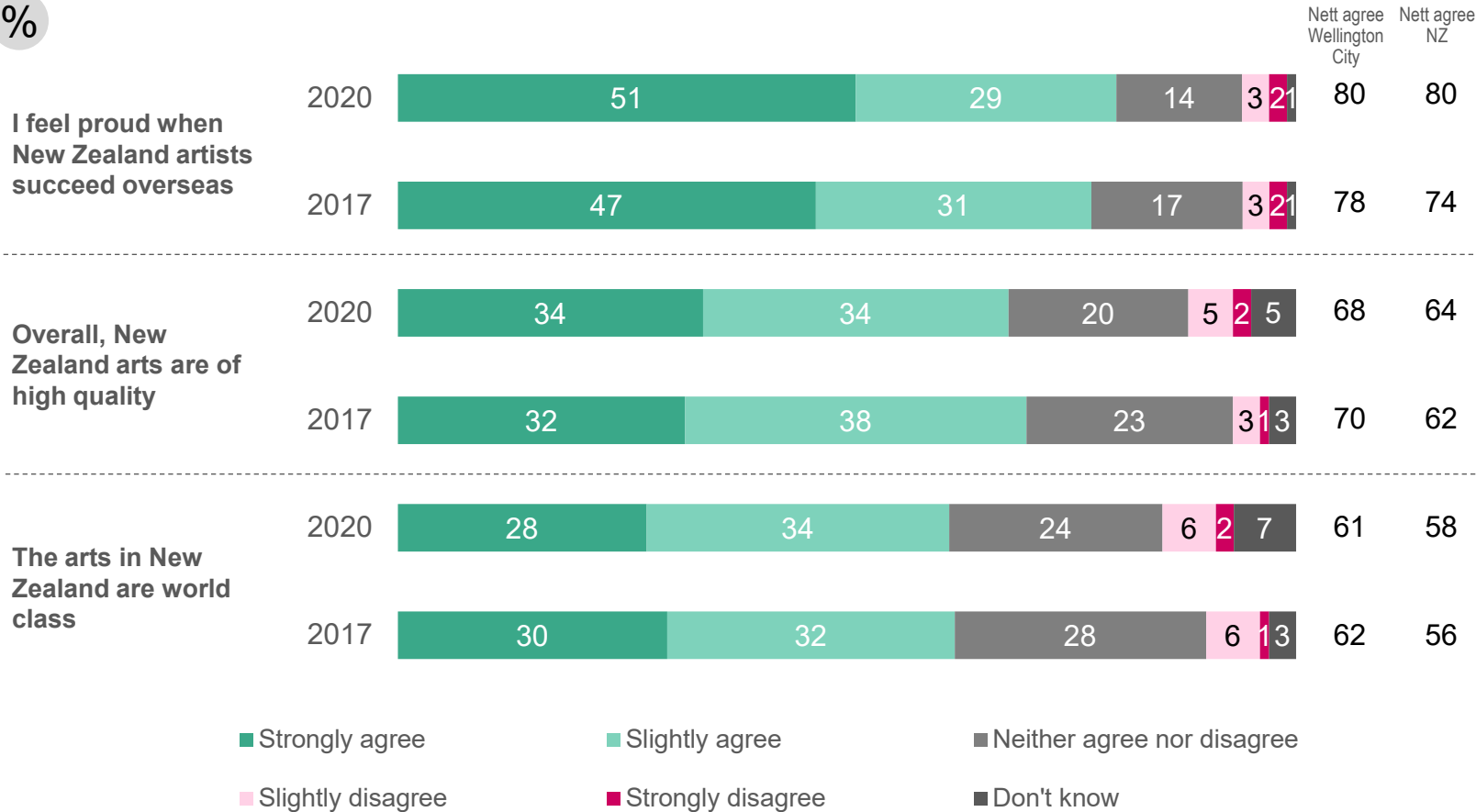
The following groups are more supportive than average of Wellington City Council funding the arts: those aged 60-69 and women. Those aged 15-29 and men are less likely to support local council funding although again a majority still do so.

# Attitudes towards the arts: New Zealand arts on the international stage

Q

How much do you agree or disagree?

%



## COMMENTARY

Wellington City residents are positive about the quality of the arts in New Zealand, and are enthused when they see New Zealand artists succeed overseas.

The attitudes expressed are in line with findings for 2017 and with the national average.

### Sub-group differences in Wellington City:

The groups who are more likely than average to be enthusiastic about the quality of New Zealand arts include those aged 60 plus, women and New Zealand Europeans, while men are less enthused than average.

Those groups who are more likely than average to feel a sense of pride when New Zealand artists succeed overseas include those aged 70 plus and women.

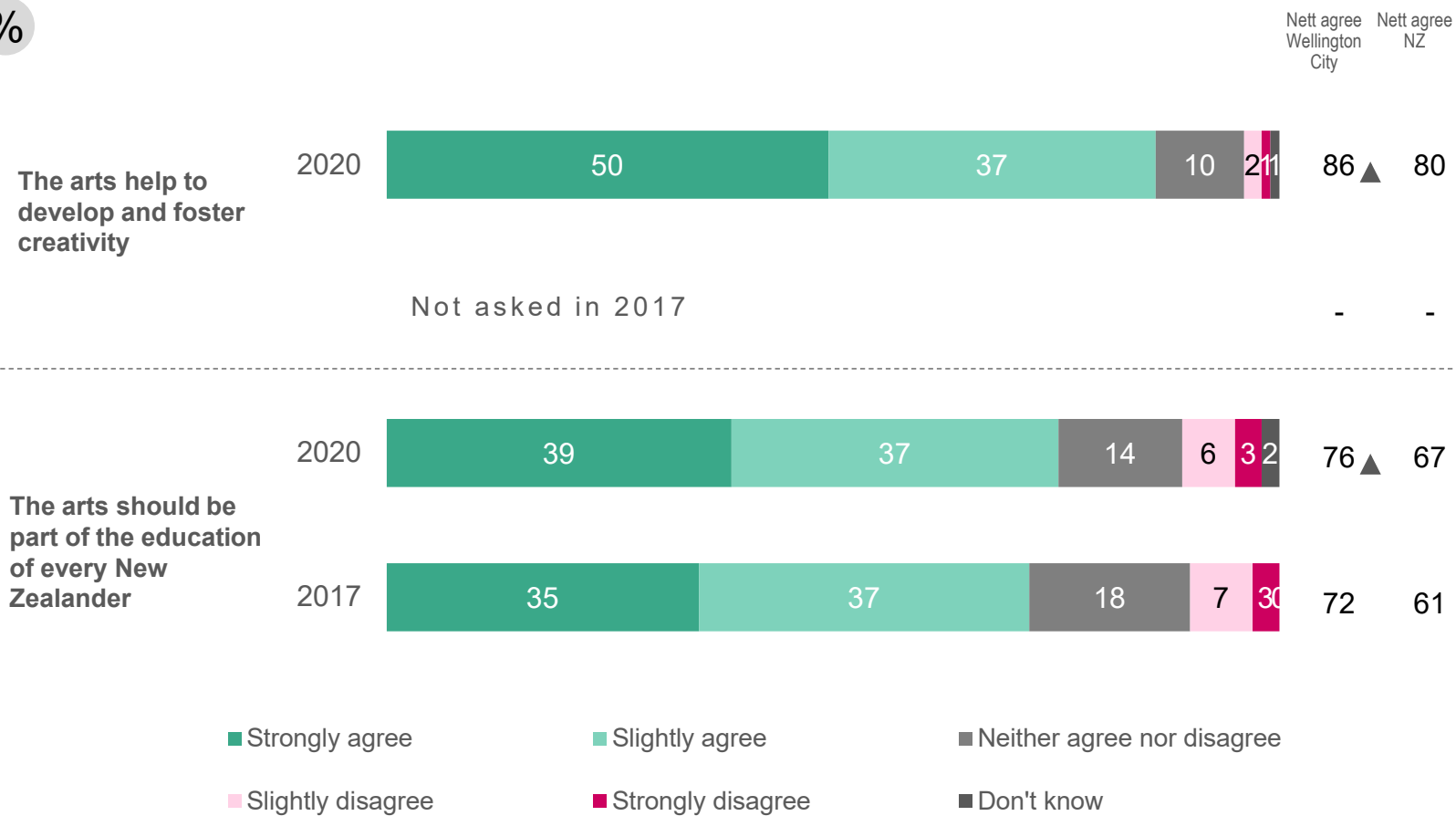
The groups who are more sceptical of the quality of New Zealand arts include Asian New Zealanders, those aged 30-39 and men.

# Attitudes towards the arts: Education and development

Q

How much do you agree or disagree?

%



## COMMENTARY

Most Wellington City residents recognise the value of the arts in fostering creativity, and this translates into broad support for the arts being part of the education of all New Zealanders.

Support for the role of the arts in education continues to be higher than the national average. However, the difference in support between 2017 and 2020 is not statistically significant.

### Sub-group differences in Wellington City:

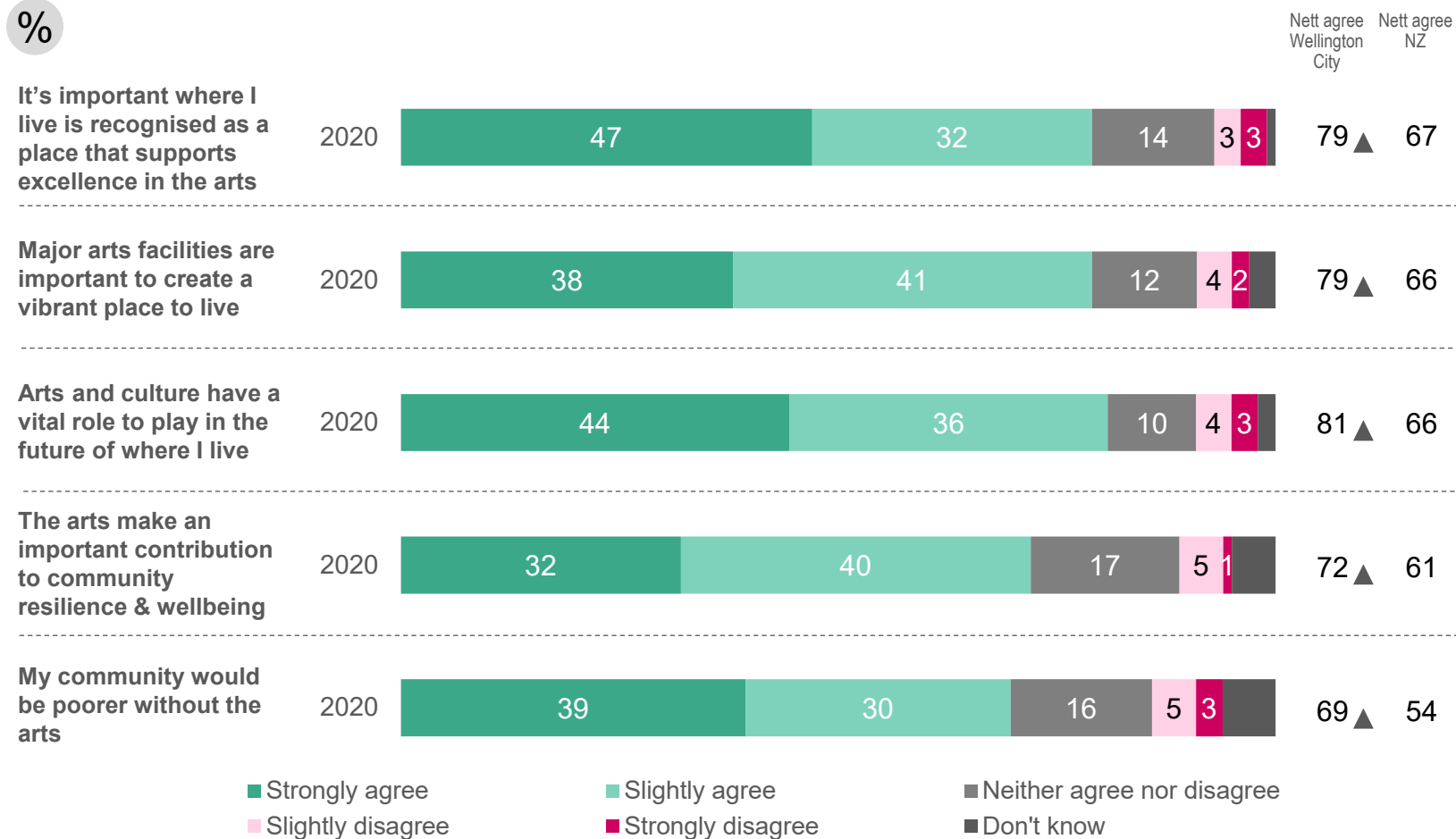
There is a gender difference for these two attitudes with women more likely than average to agree and men less likely to do so. In addition, those aged 70 plus are more likely than average to feel the arts should be part of the education of every New Zealander.

# Attitudes towards the arts: Role of the arts in creating communities

Q

How much do you agree or disagree?

%



## COMMENTARY

A series of new attitudes were added into 2020 about the role of the arts in creating communities.

Wellington City residents are clear that the arts is a key part of the City's identity, and want it to be recognised as a place that supports the arts.

They also feel that the arts benefit the community by contributing to resilience and wellbeing, and that their community would be a poorer place without them.

Wellington City residents are more likely to express each of these attitudes than all New Zealanders.

### Sub-group differences in Wellington City:

At a broad level older people (60+), women and New Zealand Europeans are more positive than average about the importance of arts in creating communities.

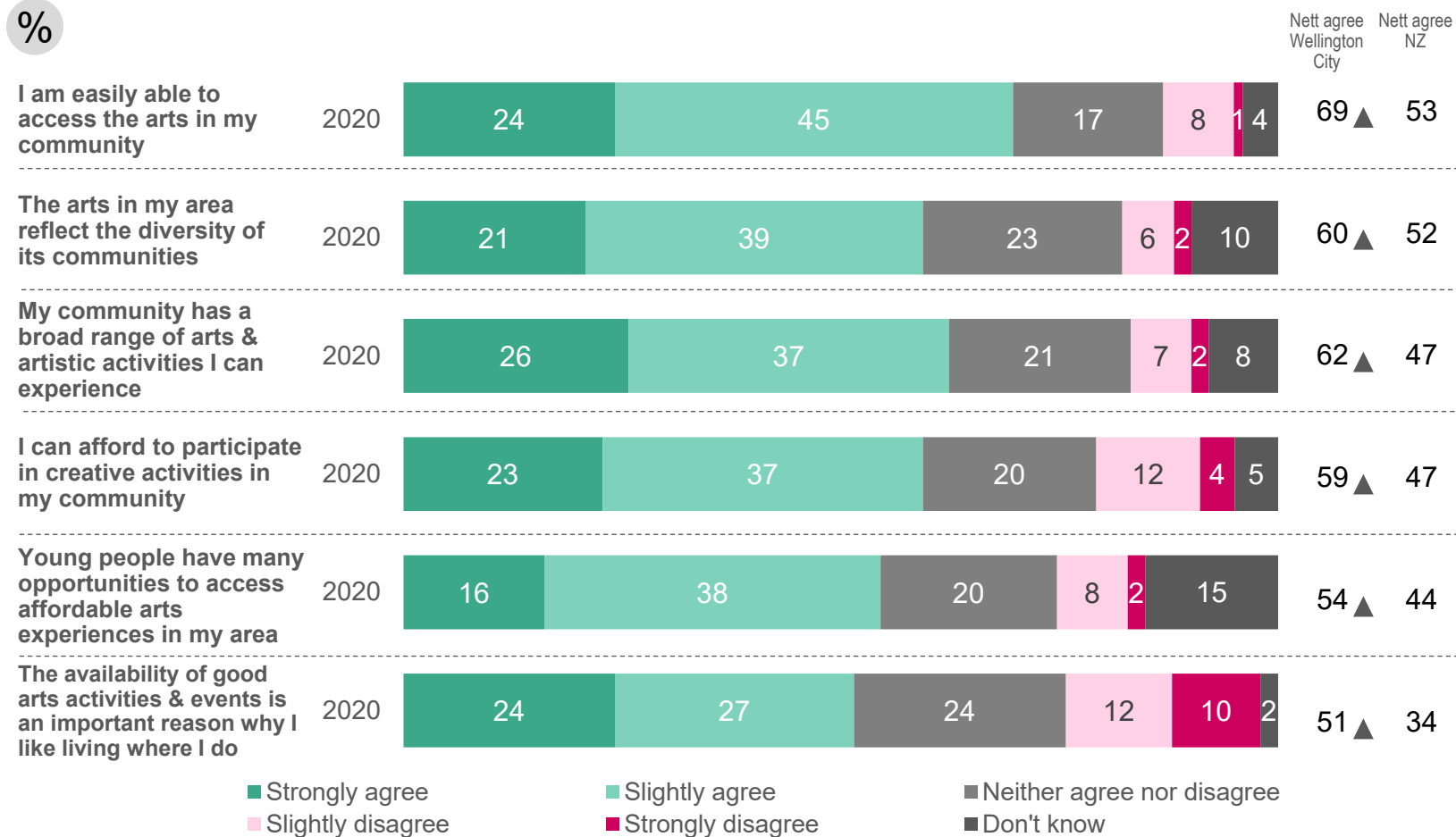
Those who are more likely than average to question the role of arts in creating communities are men, Asian New Zealanders and those aged 15-29.

# Attitudes towards the arts: Accessibility and inclusiveness

Q

How much do you agree or disagree?

%



## COMMENTARY

A series of new attitudes were added into 2020 about the extent to which the arts are accessible and inclusive.

Overall, Wellington City residents are positive about the extent to which the arts in their community are accessible and inclusive. They also express more positive attitudes than New Zealanders overall.

That said, affordability is an issue for some with 16% disagreeing that they can afford to participate in creative activities in their community.

The arts scene also seems relatively important in terms of place attachment for Wellington City residents. Fifty-one percent agree that the availability of good arts activities and events is an important reason why they like living where they do. This compares to just 34% of all New Zealanders.

### Sub-group differences in Wellington City:

Older people (aged 60 plus) are more positive than average about the extent to which the arts are accessible and inclusive in their community, and to a lesser extent women are also. In contrast men are typically less positive.

It is worth noting only 45% of those aged 15 to 29 feel children and young people have access to affordable art experiences in their area (compared to 54% on average).



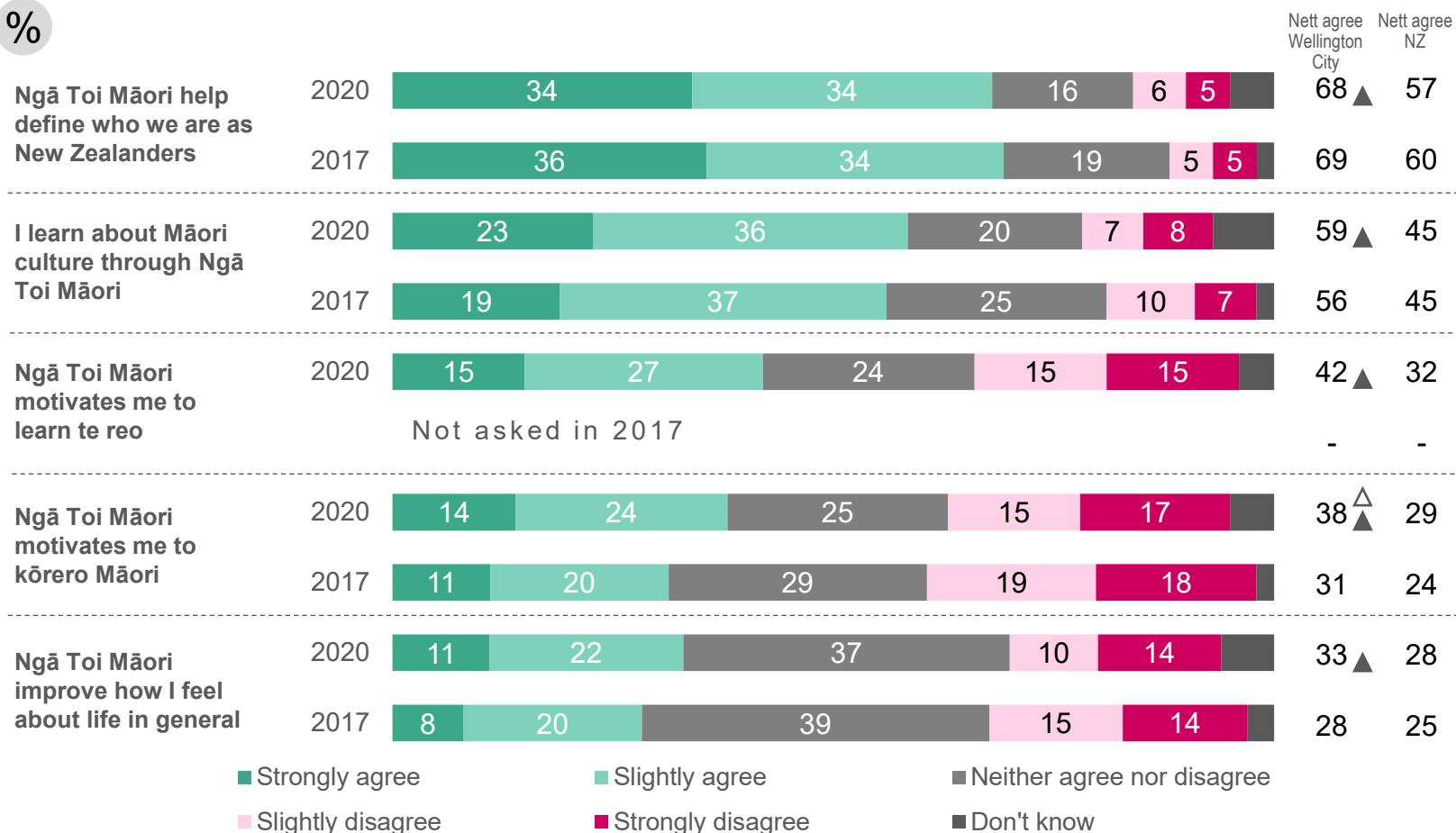
# ATTITUDES TOWARDS NGĀ TOI MĀORI AND PACIFIC ARTS

# Attitudes towards Ngā Toi Māori (Māori arts)

Q

How much do you agree or disagree with the following about Ngā Toi Māori (Māori arts)?

%



## COMMENTARY

Wellington City residents continue to recognise multiple benefits from Ngā Toi Māori.

Sixty-eight percent agree Ngā Toi Māori helps define who we are as New Zealanders, and 59% agree they learn about Māori culture through Ngā Toi Māori. Overall one in three residents say it improves how they feel about life.

Ngā Toi Māori also acts as a catalyst for learning or conversing in te reo. The proportion who say it motivates them to kōrero te reo has increased from 31% to 38%.

Wellington City residents express more positive attitudes about Ngā Toi Māori than all New Zealanders.

Māori residents broadly hold similar attitudes to all adults across Wellington City. The most notable difference is that 47% of Māori say Ngā Toi Māori makes them feel better about life in general, compared to 33% overall, albeit this difference is not statistically significant due to the relatively small base size of Māori (51 respondents). Finally, 76% of Māori say it is an important way of connecting with their culture (this attitude is not shown on the chart).

### Sub-group differences in Wellington City:

Women hold more positive attitudes than men towards Ngā Toi Māori, while young people (aged 15-29) and higher income households (over \$120k) are more motivated than average to learn te reo through Ngā Toi Māori.

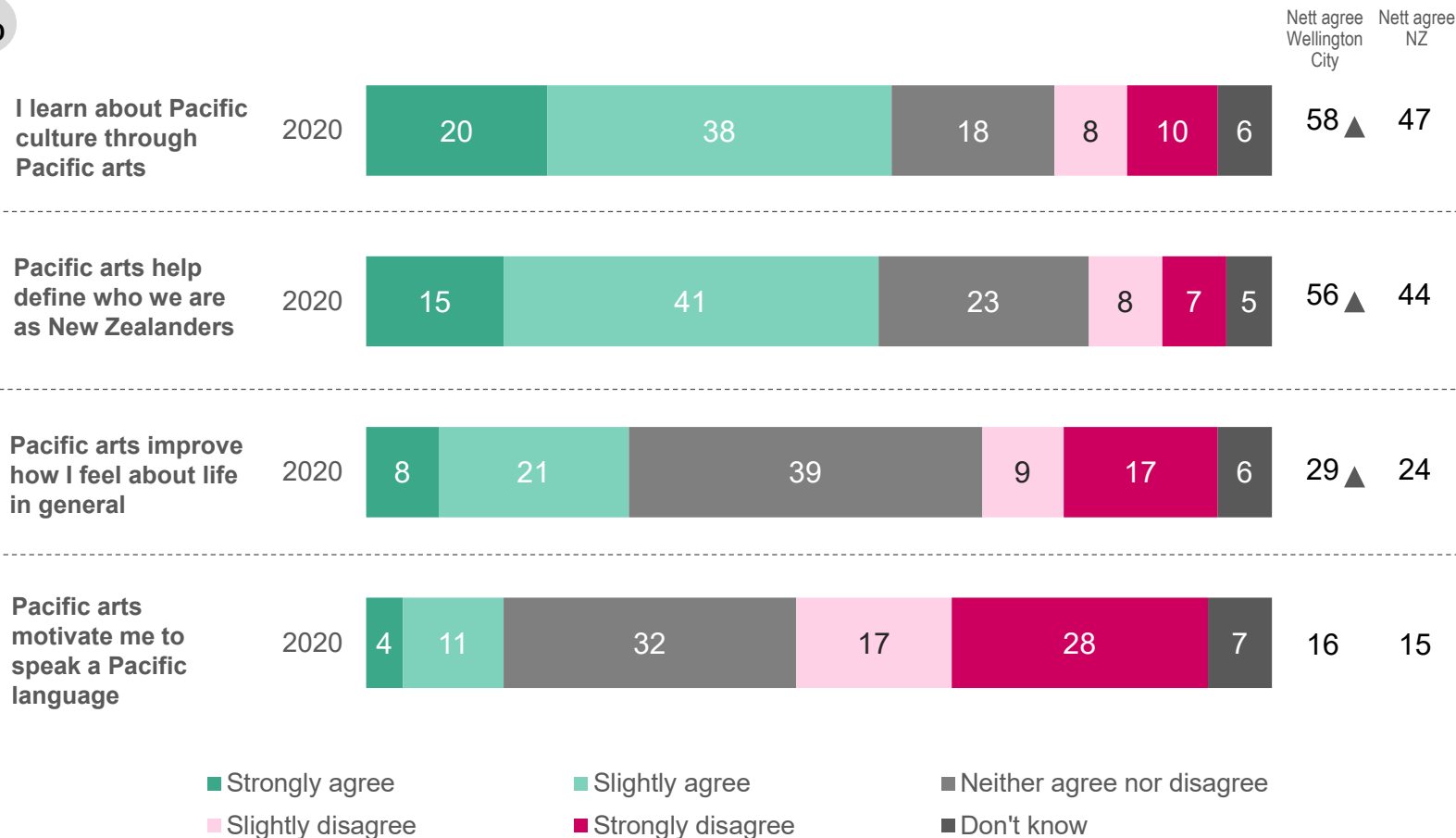


# Attitudes towards Pacific arts

Q

How much do you agree or disagree with the following about the Pacific arts?

%



## COMMENTARY

Wellington City residents also recognise multiple benefits from Pacific arts.

Over half agree that they learn about Pacific culture through Pacific arts and that it helps define who we are as New Zealanders. This is higher than the national average.

More broadly 29% say Pacific arts improves how they feel about life in general, which is also higher than the national average.

Sixteen percent of Wellington City residents say Pacific arts motivates them to speak a Pacific language, which is in line with the national average.

Due to relatively low base size (26 respondents) we cannot comment in depth on the results for the Pacific sample in Wellington, but at an indicative level they are more positive than all residents.

### Sub-group differences in Wellington City:

Women hold more positive attitudes than men towards Pacific arts. In addition those aged 30 to 39 are more likely than average to say they learn about Pacific culture through Pacific arts, while those aged 70 plus are less likely to. Finally, people with the lived experience of disability are more likely than average to agree that the Pacific arts motivates them to speak a Pacific language.



# ATTENDANCE BY ARTFORM

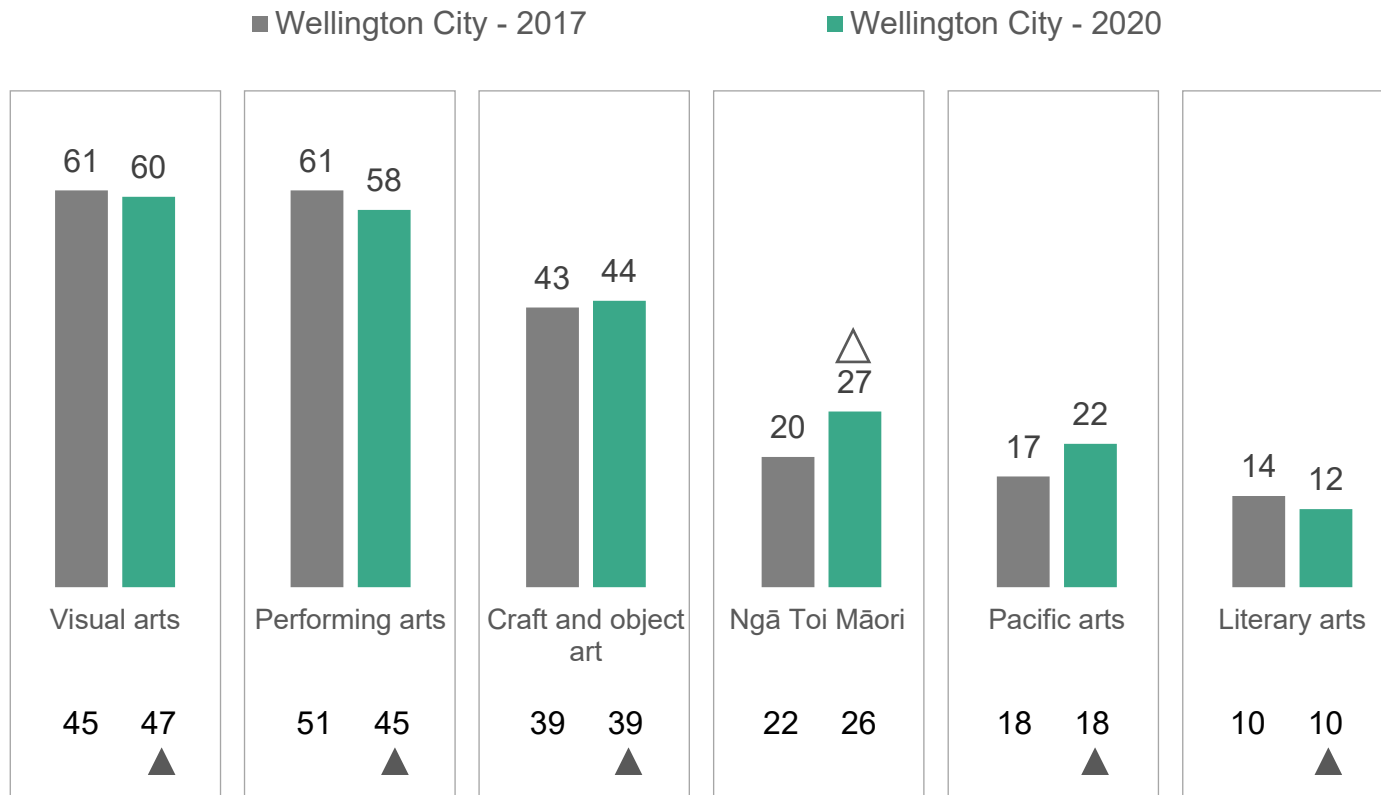
# Attendance by art form

Q

Proportion who have attended different art forms in the last 12 months

%

New Zealand



## COMMENTARY

The chart shows the proportion of Wellington City residents who have attended each art form at least once in the last 12 months.

The most popular art forms for attendance is the visual arts (60%) and performing arts (58%).

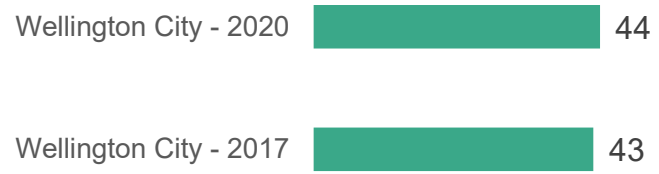
Attendance at Ngā Toi Māori has increased significantly from 20% in 2017 to 27% in 2020. The increase in attendance at Pacific arts is not statistically significant.

With the exception of Ngā Toi Māori, attendance at all art forms is higher than the national average.

Further analysis of each art form (including sub-group differences) is presented in the following slides.

%

**Q** Have you seen any craft and object artworks at an exhibition, festival, art gallery, museum, library, or online in the last 12 months?



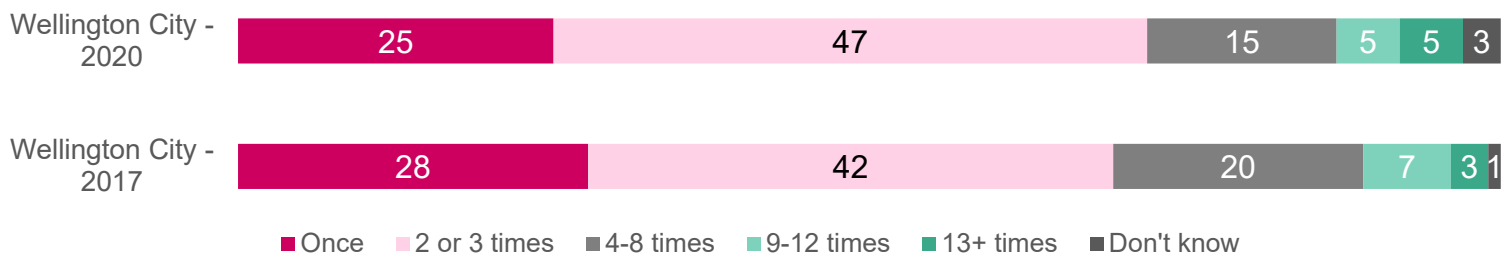
Base: All Wellington City residents 2017 (n=529); 2020 (n=608)

**Q** Did you do this...



Base: All Wellington City residents who have attended craft and object arts 2020 (n=273)

**Q** On average how often have you done this in the last 12 months?



Base: All Wellington City residents who have attended the craft and object arts 2017 (n=231); 2020 (n=273)

## COMMENTARY

Forty-four percent of Wellington City residents have attended craft and object art in the last 12 months, in line with 2017.

The frequency with which attendees are going to craft and object art is broadly consistent with 2017.

For the first time, the survey asked respondents whether they attended in person or online for each art form. Of course, participants might have done both, so the percentages add to more than 100%.

Of the 44% of residents who had attended the visual arts 89% had done so in person, and 36% online.

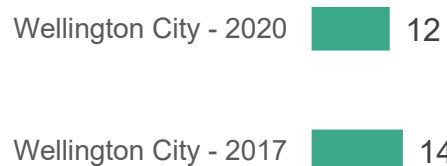
### Sub-group differences in Wellington City:

Women (49%) are more likely to have attended craft and object art than average (44%). In contrast, men (39%) are less likely than average to have attended.

Men who have attended are more likely than average to have only done so online (16% vs. 9%).

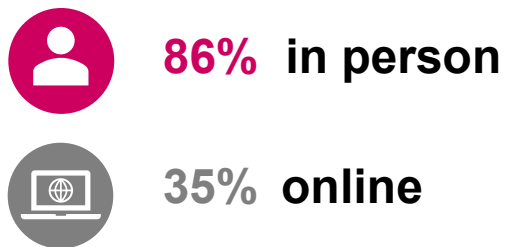
%

**Q** Have you gone to any spoken word, poetry or book readings, or literary festivals or events in the last 12 months?



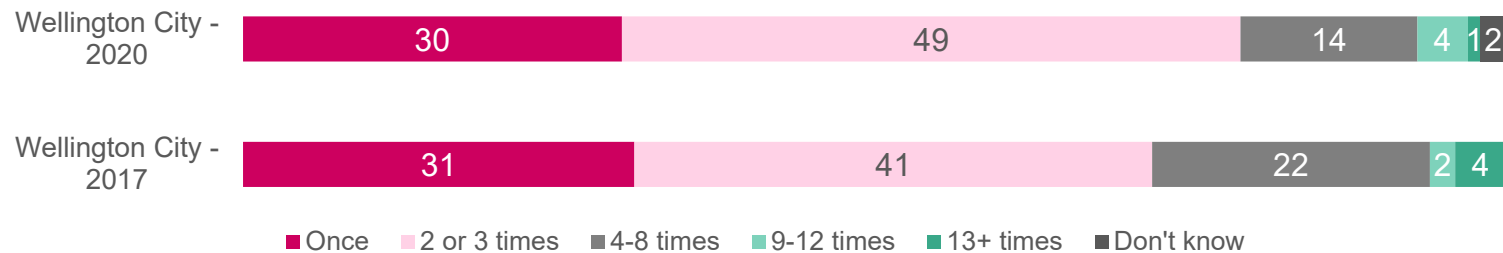
Base: All Wellington City residents 2017 (n=529); 2020 (n=608)

**Q** Did you do this...



Base: All Wellington City residents who have attended the literary arts 2020 (n=74)

**Q** On average how often have you done this in the last 12 months?



Base: All Wellington City residents who have attended the literary arts 2017 (n=70); 2020 (n=74)

## COMMENTARY

Twelve percent of Wellington City residents have attended literary arts in the last 12 months. This is in line with 2017.

Those who are attending go fairly infrequently with one in five doing so more than three times per year.

Those people who are attending literary arts typically do so in person, but around one in three attend online.

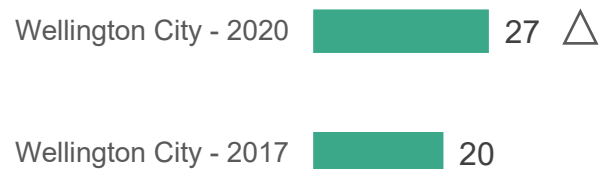
### Sub-group differences in Wellington City:

People with the lived experience of disability are more likely than average to attend literary arts (24% vs. 12%).

%

Q

Have you seen any artworks by Māori artists or gone to any Māori arts or cultural performances, Toi Ahurei, festivals or exhibitions in the last 12 months?



Base: All Wellington City residents 2017 (n=529); 2020 (n=608)

Q

Did you do this...



87% in person

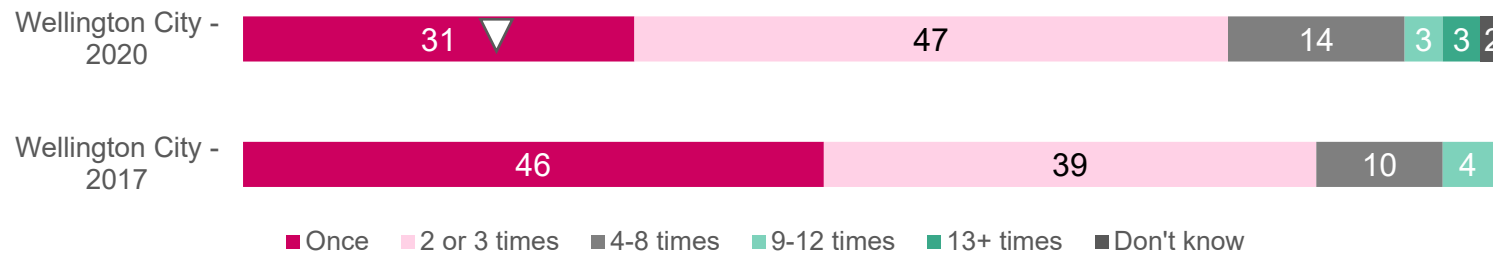


36% online

Base: All Wellington City residents who have attended Ngā Toi Māori 2020 (n=173)

Q

On average how often have you done this in the last 12 months?



Base: All Wellington City residents who have attended Ngā Toi Māori 2017 (n=114); 2020 (n=173)

## COMMENTARY

The proportion of Wellington City residents who have attended Ngā Toi Māori in the last 12 months, has increased from 20% in 2017 to 27% in 2020.

In addition, those who are attending are doing so more frequently than before. Around two in three are going more than once, compared to just over half in 2017.

Those people who are attending Ngā Toi Māori are typically doing so in person, but around one in three attend online.

### Sub-group differences in Wellington City:

Those more likely than average (27%) to attend Ngā Toi Māori include:

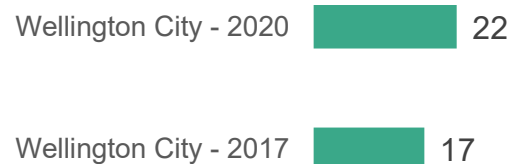
- Māori (41%)
- Those aged 60 to 69 (38%).

Asian New Zealanders who attend Ngā Toi Māori, are more likely to be occasional visitors (49% have done so only once vs. 31% on average).

%

Q

Have you seen any artworks by Pasifika artists or gone to any Pasifika cultural performances, festivals or exhibitions in the last 12 months?



Base: All Wellington City residents 2017 (n=529); 2020 (n=608)

Q

Did you do this...



**87% in person**

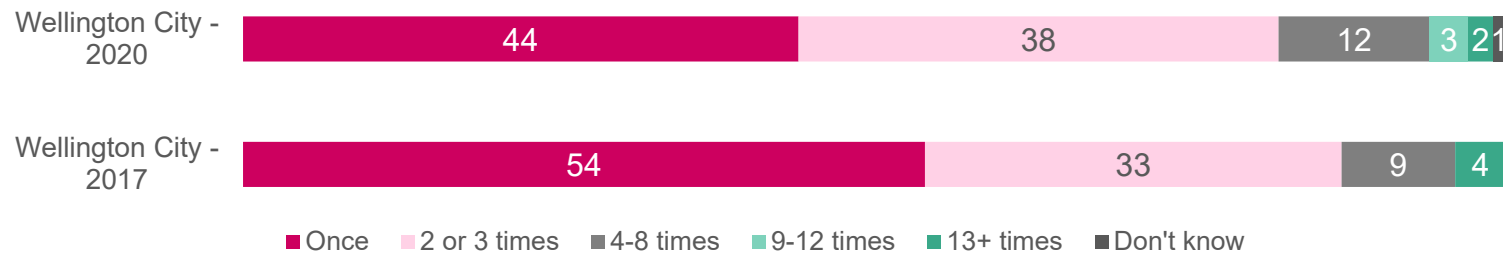


**32% online**

Base: All Wellington City residents who have attended the Pacific arts 2020 (n=145)

Q

On average how often have you done this in the last 12 months?



Base: All Wellington City residents who have attended the Pacific arts 2017 (n=93); 2020 (n=145)

## COMMENTARY

Twenty-two percent of Wellington City residents have attended Pacific arts in the last 12 months. This compares to 17% in 2017, albeit the difference is not statistically significant.

Over half of those who attending are doing so more than once. This compares to less than half in 2017. Once again this is not statistically significant.

Those people who are attending Pacific arts are typically doing so in person, but around one in three are also attending online.

### Sub-group differences in Wellington City:

Sixty-five percent of Pacific peoples have attended Pacific arts. However this result should be viewed with caution due to the low sample size (26 respondents).

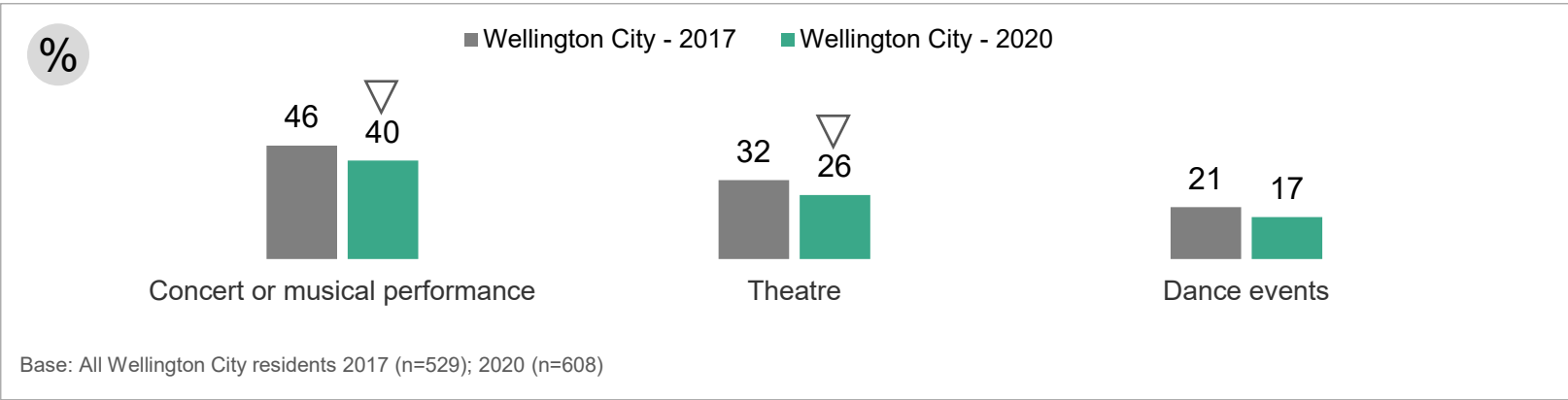
Those more likely than average (22%) to attend Pacific arts include:

- People with the lived experienced of disability (36%)
- Māori (35%)
- Those aged 60 to 69 (34%).

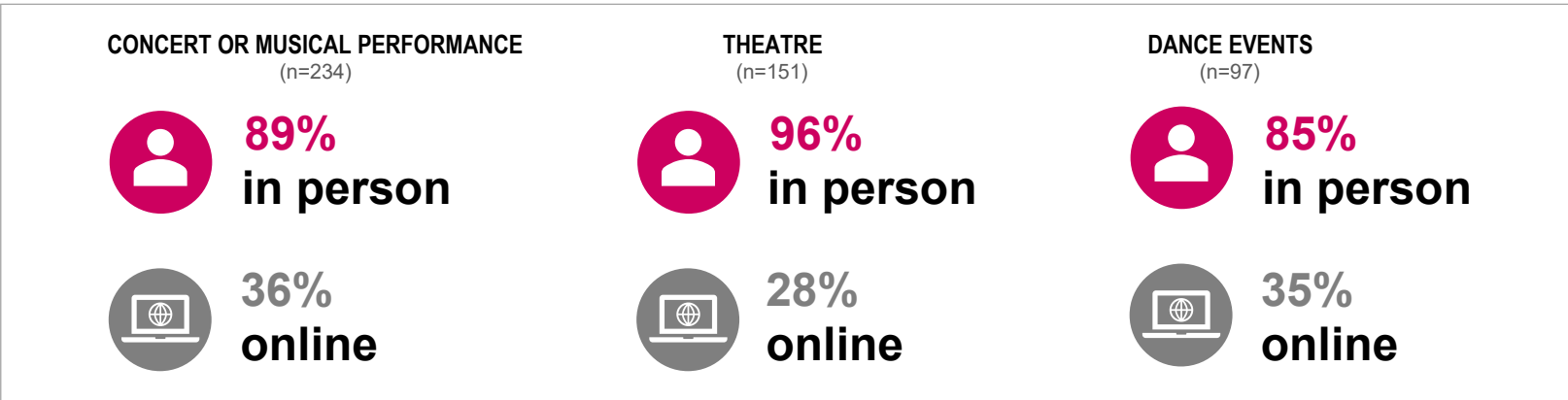
Asian New Zealanders who have attended are less likely than average to have done so in person (70% vs. 87%).

# Performing arts attendance

## Q Which of these have you been to in the last 12 months?



## Q Did you do this...



## COMMENTARY

Overall, 58% of Wellington residents have attended the performing arts in the last 12 months. The chart shows how this breaks down across the different types.

Concerts or musical performances remain the most popular type of performing arts. Forty percent of Wellington City residents have attended a concert or musical performance in the last 12 months. This is followed by theatre (26%) and dance (17%). Attendance of both concerts / musical performance and theatre have declined significantly since 2017.

Those people who are attending the performing arts are typically doing so in person, but around one in three attend each type of the artform online.

### Sub-group differences in Wellington City:

Women (64%) are more likely to have attended the performing arts than average (58%). In contrast, men (50%), people with the lived experience of disability (42%) and Asian New Zealanders (42%) are less likely than average to have attended.

Women are also more likely than average to have attended concerts or musical performances (45%), and men less likely to (33%).

Finally, Asian New Zealanders are also less likely than average to have attended each type of the performing arts.

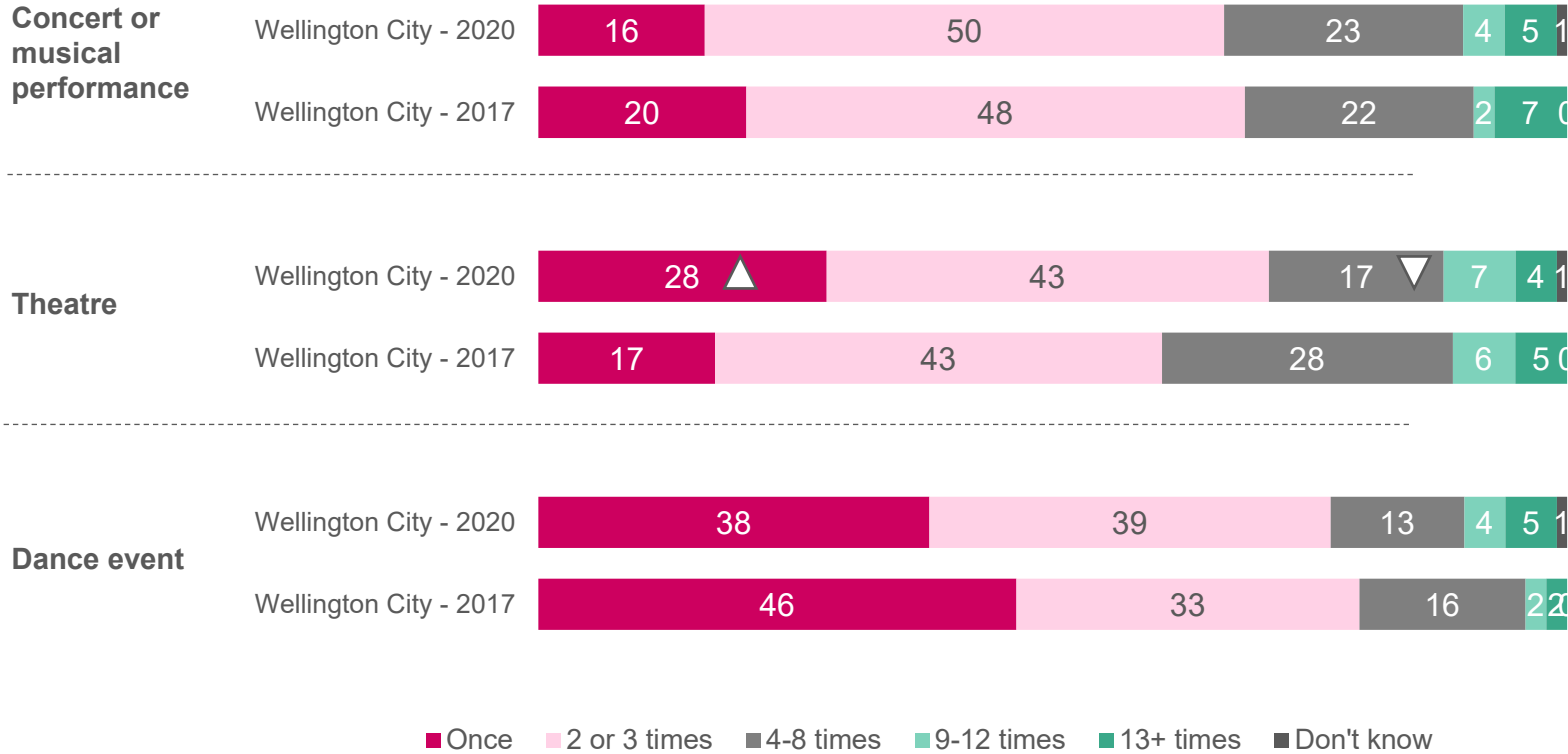


# Performing arts attendance

Q

On average, how often have you attended [concerts or other musical performances / theatre / dance events] in the last 12 months?

%



## COMMENTARY

Most people who attend the performing arts in Wellington do so infrequently i.e. up to three times in the last twelve months.

Those who are attending the theatre are doing so less frequently than in 2017.

### Sub-group differences in Wellington City:

There are no sub-group differences of interest.

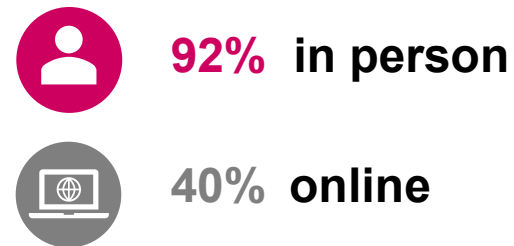
%

**Q** Have you seen any visual artworks at an exhibition, festival, art gallery, museum, library, cinema or online in the last 12 months?



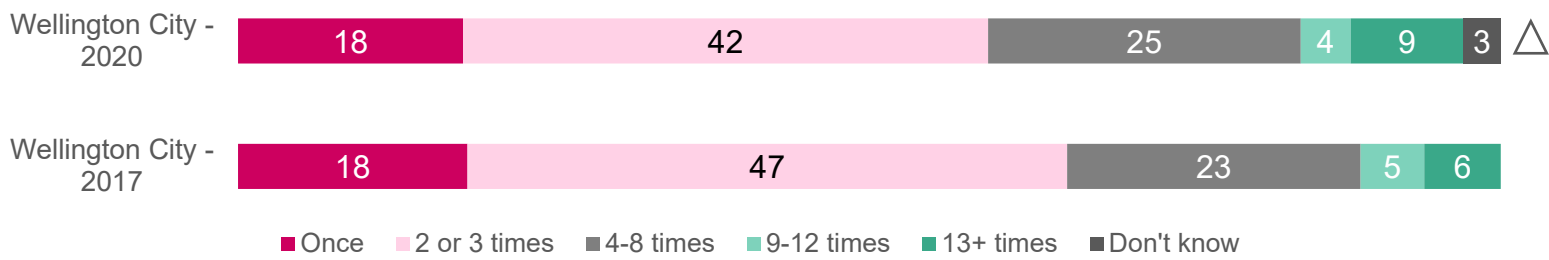
Base: All Wellington City residents 2017 (n=529); 2020 (n=608)

**Q** Did you do this...



Base: All Wellington City residents who have attended the visual arts 2020 (n=361)

**Q** On average how often have you done this in the last 12 months?



Base: All Wellington City residents who have attended the visual arts 2017 (n=328); 2020 (n=361)

## COMMENTARY

Sixty percent of Wellington City residents have attended the visual arts in the last 12 months, in line with 2017.

The frequency with which attendees are going to the visual arts is broadly consistent with 2017.

Of the 60% of residents who had attended the visual arts over 90% had done so in person, and 40% online.

### Sub-group differences in Wellington City:

Women (67%) are more likely than average (60%) to have attended the visual arts. In contrast, men (52%) and Asian New Zealanders (51%) are less likely than average to have attended.

Asian New Zealanders who have attended are also more likely than average to only attend once (32% vs. 18%).

People with the lived experience of disability (25%), and Asian New Zealanders (13%) are also more likely than average (6%) to have only visited online.

# Visual arts attendance: impact of film festivals

Q

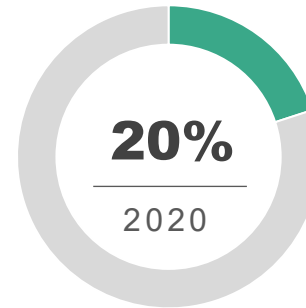
Were film festivals included among the visual arts you have visited in the last 12 months?

## Wellington City



Base: All Wellington City residents who have attended the visual arts 2017 (n=328); 2020 (n=361)

## New Zealand



Base: New Zealand (n=3032)

## COMMENTARY

Twenty-nine percent of Wellington residents who have attended the visual arts, have attended a film festival in the last 12 months. This is a significant drop from 2017, despite some film festivals moving to an online format. However, attendance remains higher than the national average (20%).

Eighty-five percent of those who have attended film festivals in the last 12 months have also attended other visual art forms. This is in line with 2017 and with all New Zealanders.

### Sub-group differences in Wellington City:

The following groups are more likely than average (29%) to have attended film festivals:

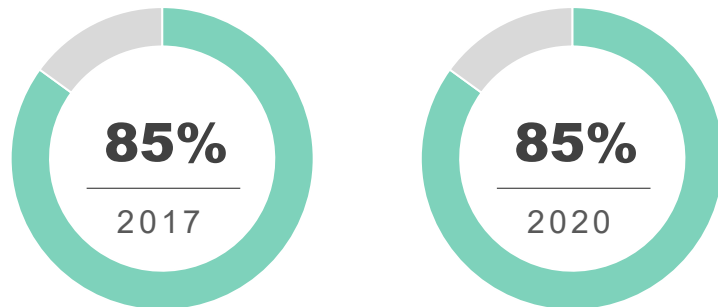
- People with the lived experience of disability (52%)
- Those on lower household incomes (up to \$50,000) (46%).

Young people, aged 15 to 29, are less likely than average to have attended (17%).

Q

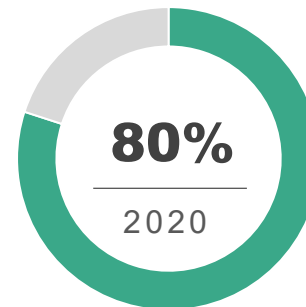
And have you visited visual arts other than film festivals in the last 12 months?

## Wellington City



Base: All Wellington City residents who have attended film festivals 2017 (n=149); 2020 (n=101)

## New Zealand



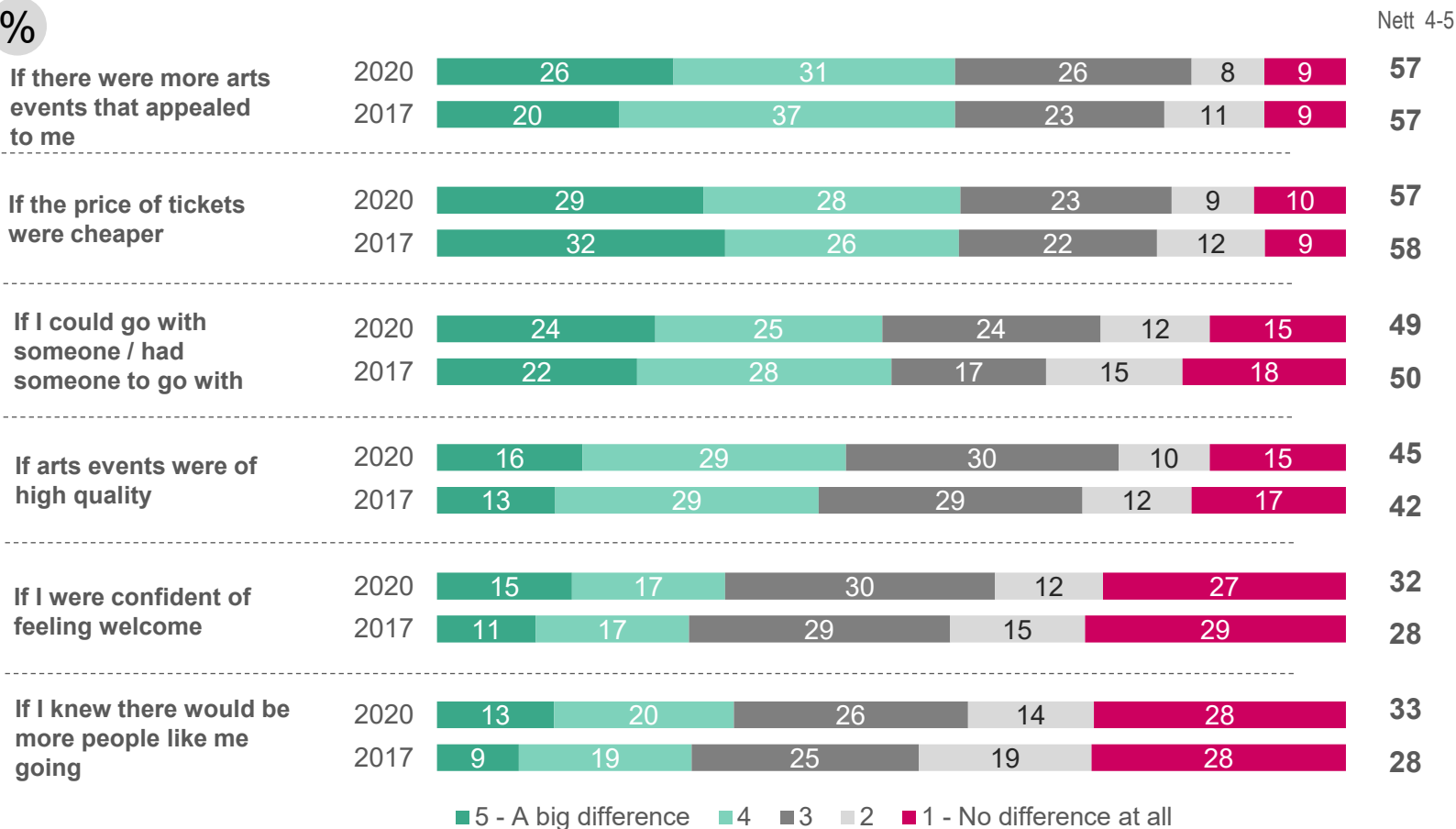
Base: New Zealand (n=652)

# Encouraging greater attendance in the arts

Q

What difference would the following make in encouraging you to go to the arts more often?

%



## COMMENTARY

Seventy-three percent of Wellington City residents agree that some arts interest them but they still don't go much. We asked these respondents what might encourage them to go more often.

Choice and ticket prices remain the top two factors that influence attendance. Fifty-seven percent say each factor could make a difference in encouraging them to go more often.

There is also an opportunity to further increase attendance by tackling the social norm that you need to attend arts events with other people, as well as perceptions of quality.

Finally, greater inclusivity needs to be promoted to encourage attendance for around one in three residents.

The proportion referencing each trigger is in line with 2017.

### Sub-group differences in Wellington City:

Lower prices is of greater importance than average to those on lower household incomes (\$50,001 to \$80,000), younger people aged under 40, and women. Women are also more likely than average to say that going with someone would make a big difference to their attendance.

Young people (aged 15 to 29) in particular are seeking peer support and reassurance. They are much more likely than average to say that having someone to go with, knowing there are people like them going, or being confident of feeling welcome would make a big difference.

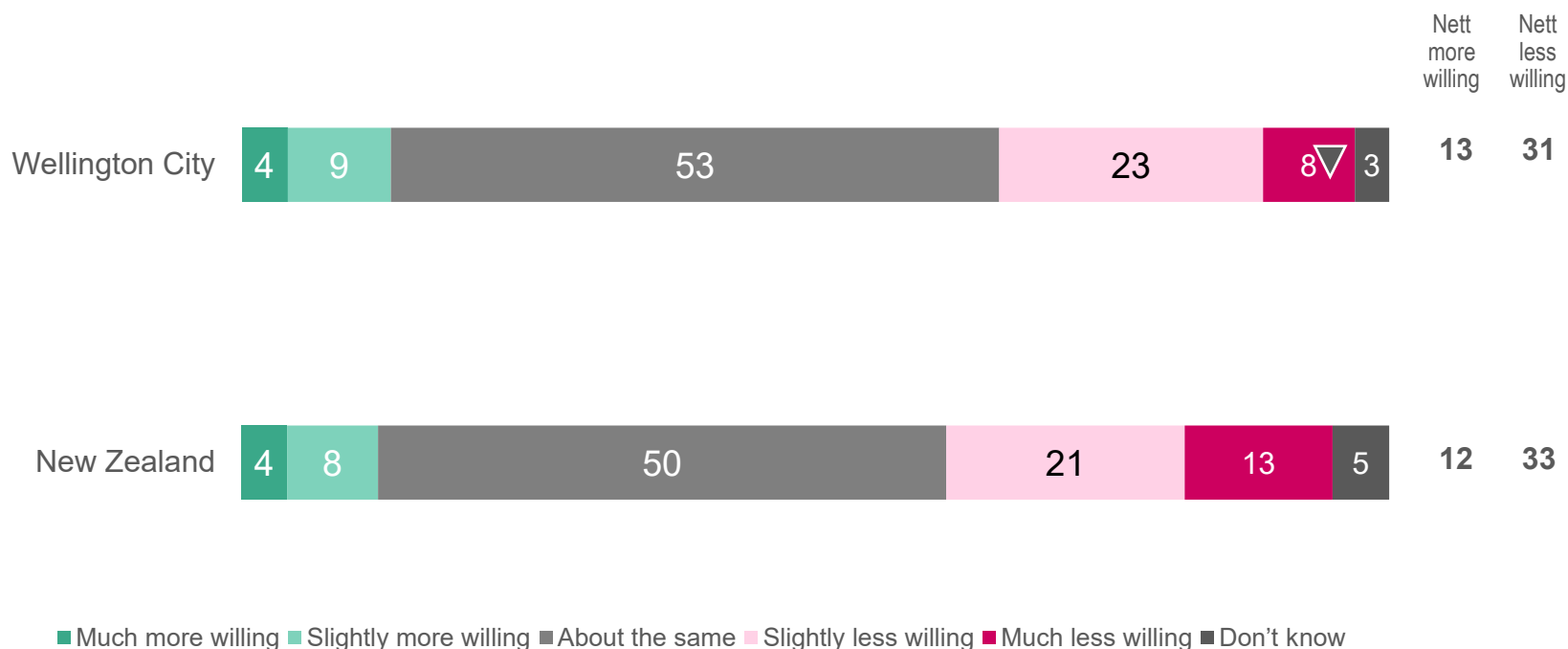
Both men and Asian New Zealanders are more likely than average to say that higher quality events could make the difference, while Asian New Zealanders are also more likely than average to respond to being made to feel welcome.

# COVID-19: Impact on willingness to attend arts in person

Q

How has COVID-19 impacted your willingness to attend arts and cultural activities in person?

%



## COMMENTARY

A third of Wellington City residents (31%) are less willing to attend arts events in person because of COVID-19, suggesting there is still anxiety around catching the virus while out and about, particularly in large crowds. On the other hand, 13% are more willing. For this group of people COVID-19 may have had the opposite effect - motivating them to live life to its fullest.

These findings are broadly in line with the national average.

### Sub-group differences in Wellington City:

Women are more likely than average to be less willing to attend the arts in person because of COVID-19.

In contrast, young people aged 15 to 29 are more likely than average to be more willing to do so. However, even within this group the proportion who are less willing (27%) still outweighs those who are more willing (22%).



# PARTICIPATION BY ARTFORM

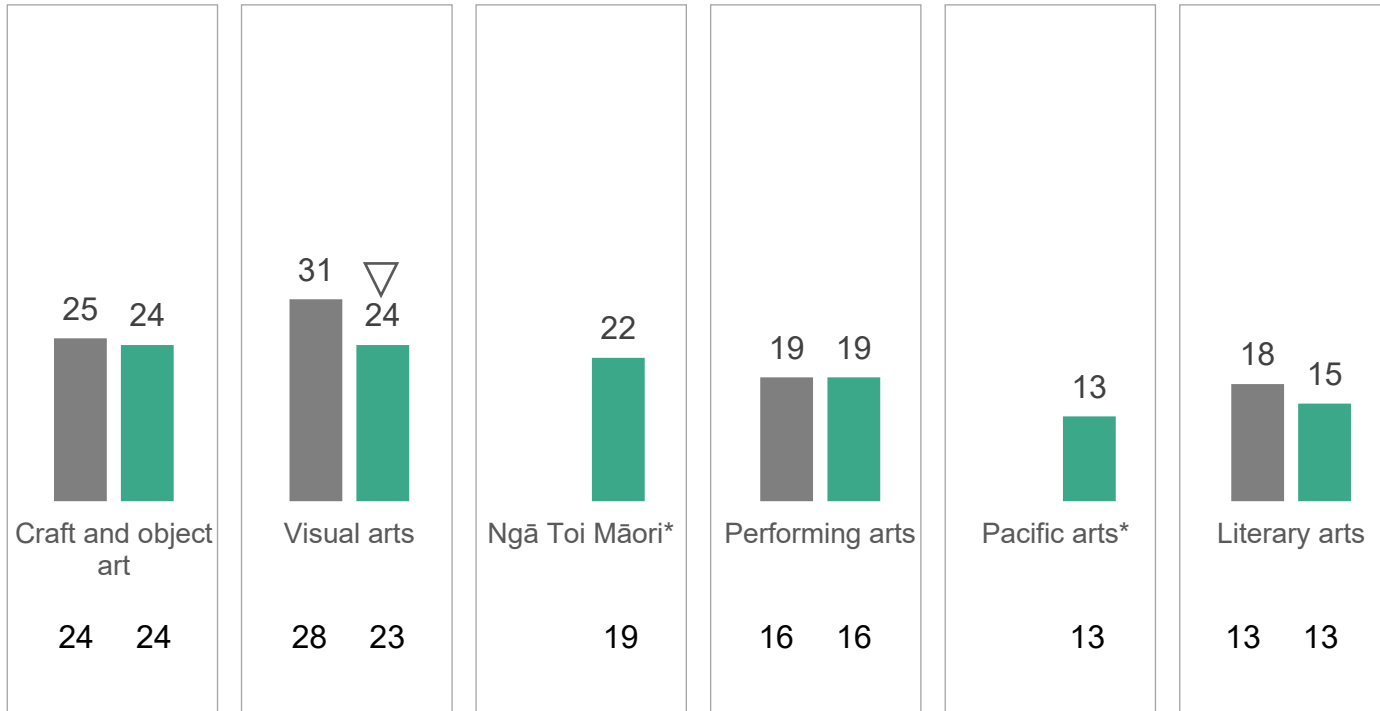
# Participation by art form

Q

Proportion who have participated in different art forms in the last 12 months.

%

■ Wellington City - 2017      ■ Wellington City - 2020



## COMMENTARY

The chart shows the proportion of Wellington City residents who have participated in each art form at least once in the last 12 months.

Visual arts participation has declined in 2020, however it continues to be one of the most popular art forms to participate in, alongside craft and object arts. Participation in all other art forms is consistent with 2017.

Note, the survey question wording changed for Māori and Pacific arts in 2020, and so there is no trend data presented for these two art forms.

Levels of participation in each art form are also consistent with

Further analysis of each art form (including sub-group differences) is presented in the following slides.

\*NOTE: The way participation was asked for Ngā Toi Māori and Pacific arts in 2020 differs from how it was asked in previous years, meaning that the data is not comparable. Therefore data points for previous years have been suppressed.

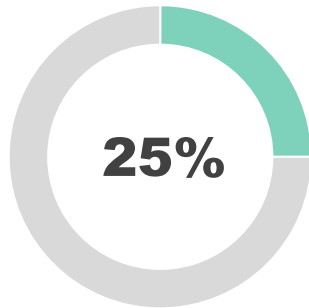
# Craft and object art participation

Q

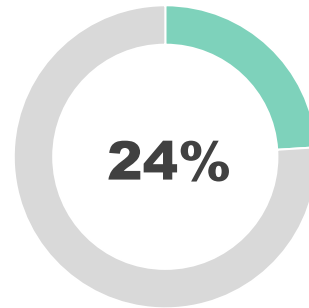
Thinking again about craft and object art, have you created anything in the last 12 months?

%

Wellington City 2017



Wellington City 2020



Base: All Wellington City residents 2017 (n=529); 2020 (n=608)

## COMMENTARY

Twenty four percent of Wellington City residents have participated in craft and object art in the last 12 months. This is in line with 2017.

The frequency with which people are participating is broadly consistent with 2017. One in four participate on a regular basis (at least nine times in the last 12 months)

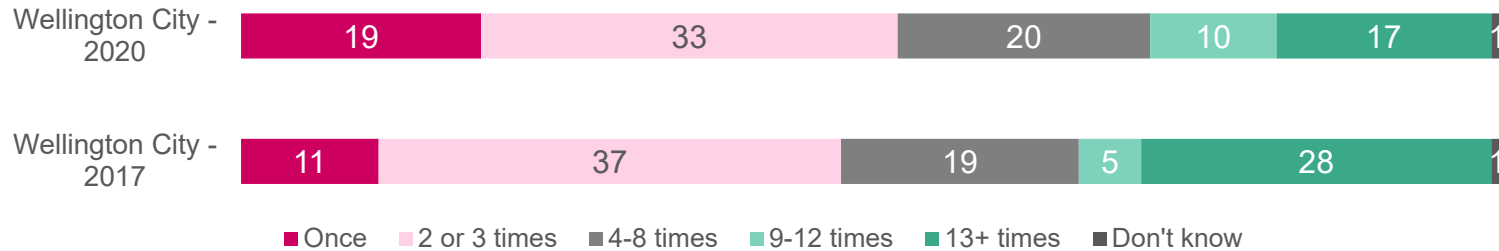
### Sub-group differences in Wellington City:

Women (36%) are more likely than men (12%) to participate in craft and object art.

Those men who do participate are more likely to have only done so once than women (37% vs. 14%).

Q

On average, how often have you done this in the last 12 months?



Base: All Wellington City residents who have participated in craft and object arts 2017 (n=129); 2020 (n=148)



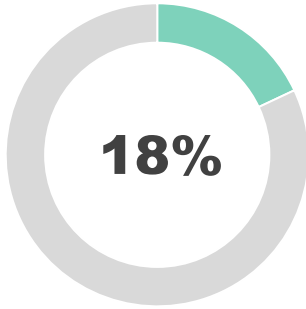
# Literary arts participation

Q

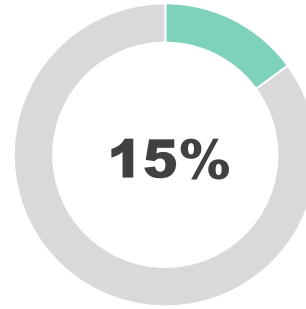
Still thinking about literature, in the last 12 months have you taken part in a writing workshop or literary event, or done any creative writing of your own, for example poetry, fiction or non-fiction?

%

Wellington City 2017



Wellington City 2020



Base: All Wellington City residents 2017 (n=529); 2020 (n=608)

## COMMENTARY

Fifteen percent of Wellington City residents have participated in literary arts in the last 12 months. This is broadly consistent with 2017.

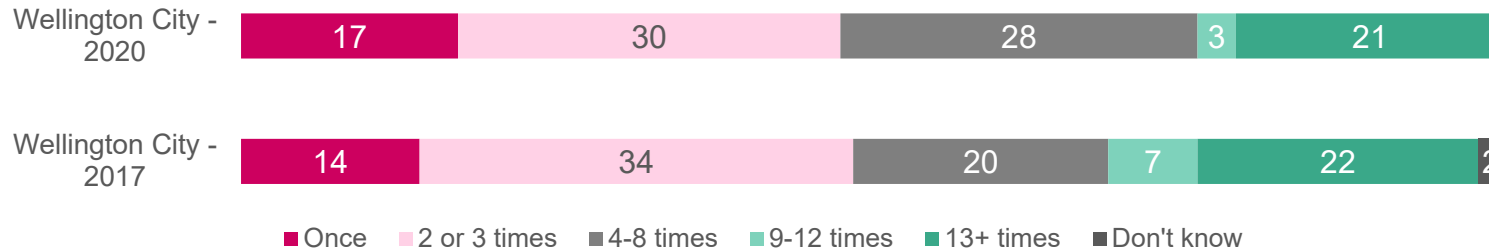
The frequency with which people are participating is also consistent with 2017. One in four participate on a regular basis (at least nine times in the last 12 months)

### Sub-group differences in Wellington City:

There are no sub-group differences of note.

Q

On average, how often have you done this in the last 12 months?



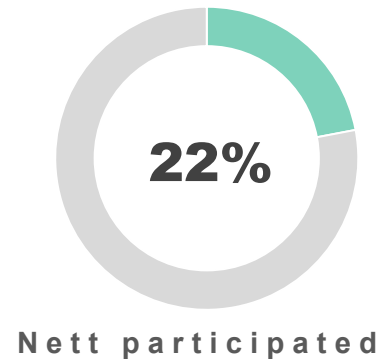
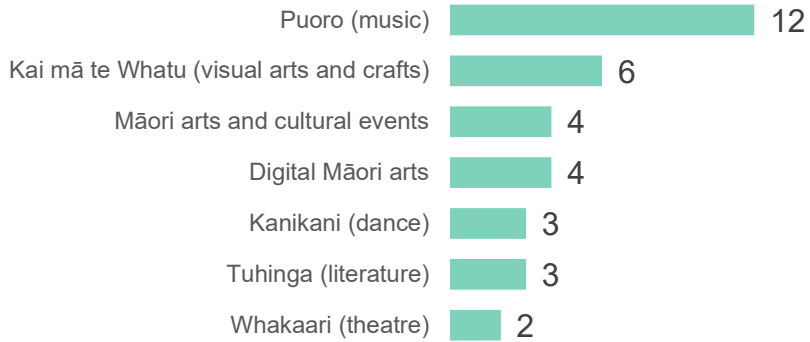
Base: All Wellington City residents who have participated in literary arts 2017 (n=90); 2020 (n=85)

# Ngā Toi Māori participation

Q

In the last 12 months have you taken part in any Ngā Toi Māori (Māori arts)?

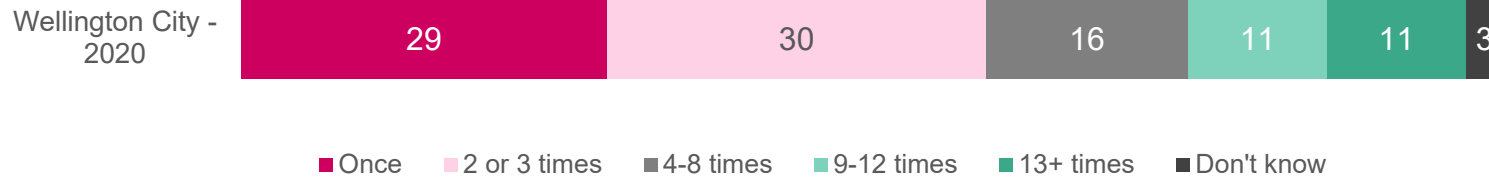
%



Base: All Wellington City residents 2020 (n=608)

Q

On average, how often have you done this in the last 12 months?



Base: All Wellington City residents who have participated in Ngā Toi Māori 2020 (n=139)

## COMMENTARY

Twenty-two percent of Wellington City residents have participated in Ngā Toi Māori in the last 12 months. Please note due to changes in the question wording trends are not shown against 2017.

The most popular Ngā Toi Māori activity is puoro (music), followed by kai mā te whatu (visual arts and crafts).

A third (32%) of Māori in Wellington City have participated in Ngā Toi Māori. Participation is by no means confined to Māori, with 24% of Asian New Zealanders and 20% of New Zealand Europeans having participated.

Of those who participate, one in five do so on a regular basis (at least nine times in the last 12 months).

### Sub-group differences in Wellington City:

The following groups are more likely to have participated in Ngā Toi Māori in the last 12 months:

- Women (27%)
- People with the lived experience of disability (39%).

The following groups are less likely to have participated in Ngā Toi Māori in the last 12 months:

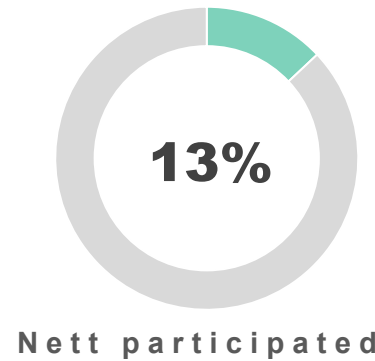
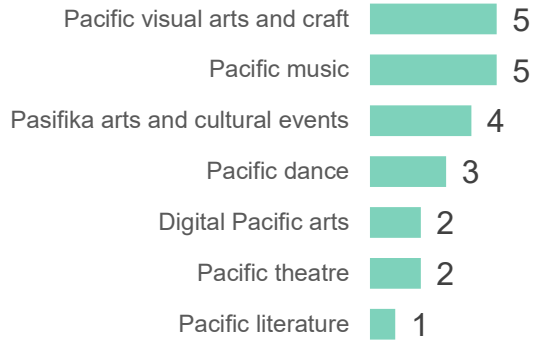
- Men (17%)
- Those aged 70 plus (9%).

# Pacific arts participation

Q

In the last 12 months have you taken part in any of the following Pacific arts?

%

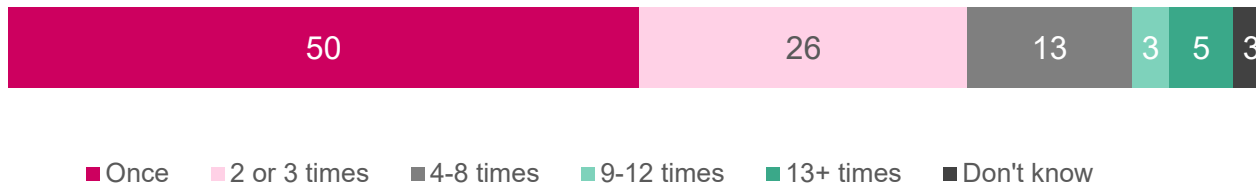


Base: All Wellington City residents 2020 (n=608)

Q

On average how often have you done this in the last 12 months?

Wellington City - 2020



Base: All Wellington City residents who have participated in Pacific arts 2020 (n=90)

## COMMENTARY

Thirteen percent of Wellington City residents have participated in the Pacific arts in the last 12 months. Please note due to changes in the question wording trends are not shown against 2017.

The most popular Pacific arts activities are visual arts and craft and music.

Fifty-four percent of Pacific peoples have attended Pacific arts. However this result should be view with caution due to the low sample size (26 respondents). Participation is by no means confined to Pacific peoples, with 24% of Asian New Zealanders, 13% of Māori and 10% of New Zealand Europeans having participated

Less than 10% of those who participate do so on a regular basis (at least nine times in the last 12 months).

### Sub-group difference:

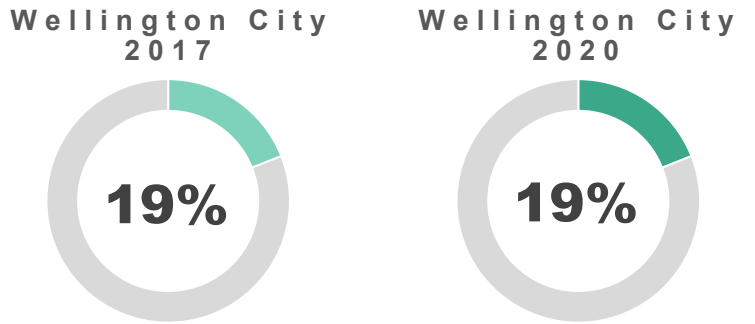
The following groups are more likely than average (13%) to have participated in Pacific arts in the last 12 months:

- People with the lived experience of disability (40%)
- Asian New Zealanders (24%)
- Those with a household income of between \$50,001 and \$80,000 (21%).

New Zealand Europeans (10%) are less likely than average to have participated.

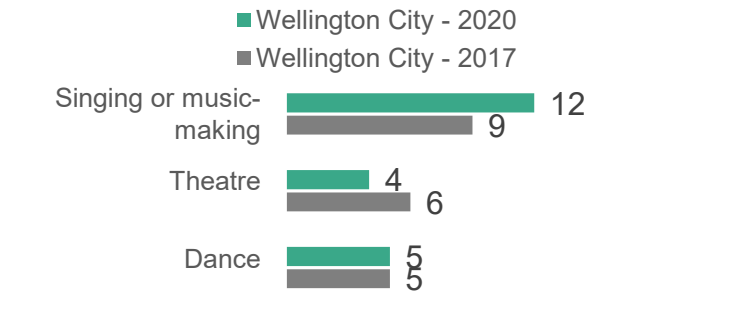
%

**Q** Still thinking about the performing arts, have you taken part in this in the last 12 months?



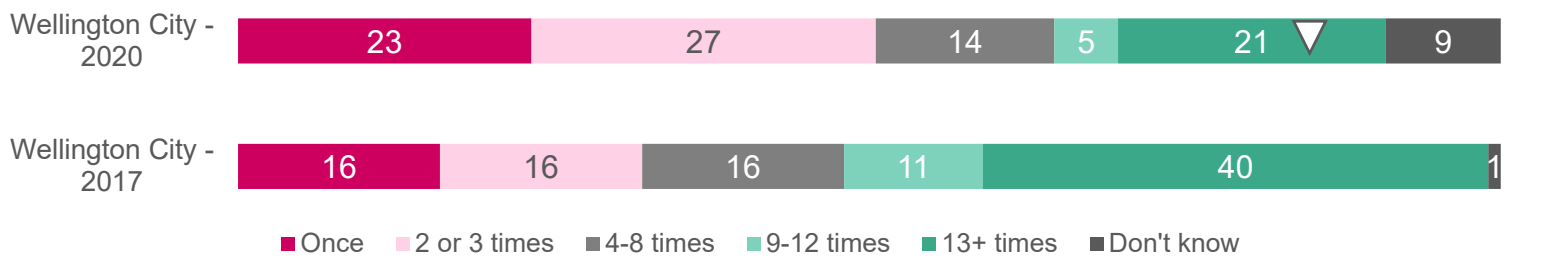
Base: All Wellington City residents 2017 (n=529); 2020 (n=608)

**Q** Which of these were you actively involved in?



Base: All Wellington City residents 2017 (n=529); 2020 (n=608)

**Q** On average, how often have you done this in the last 12 months?



Base: All Wellington City residents who have participated in the performing arts 2017 (n=90); 2020 (n=118)

## COMMENTARY

Nineteen percent of Wellington City residents have participated in performing arts in the last 12 months. This is in line with 2017.

Singing or music making remains the most popular type of performing arts for residents to take part in. Levels of participation in the different types of art form have not changed significantly.

Those who are participating are doing so less frequently than before. Around one in four take part on a regular basis (at least nine times in the last 12 months), compared to one in two in 2017.

### Sub-group differences in Wellington City:

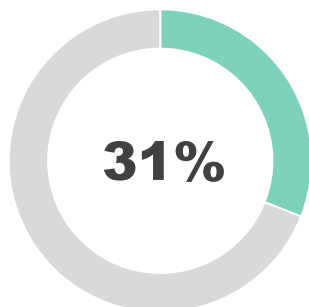
Māori (31%) are more likely than average (19%) to participate in the performing arts.

Q

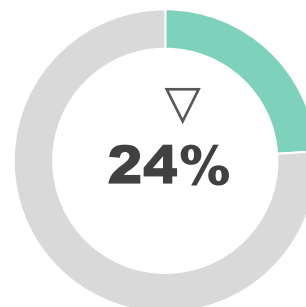
Have you created any visual artworks in the last 12 months?

%

Wellington City 2017



Wellington City 2020



Base: All Wellington City residents 2017 (n=529); 2020 (n=608)

## COMMENTARY

Participation in the visual arts in the last 12 months has declined from 31% in 2017 to 24% in 2020.

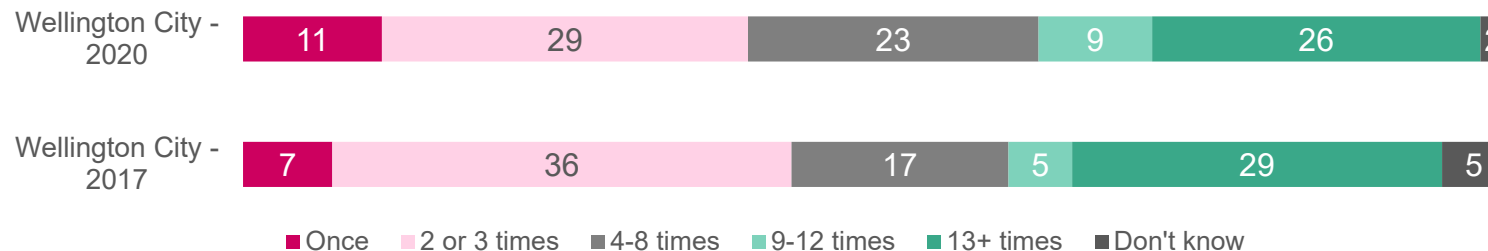
The frequency with which people are participating is broadly consistent with 2017. One in three continue to participate on a regular basis (at least nine times in the last 12 months)

### Sub-group differences in Wellington City:

Women (31%) are more likely than men (15%) to participate in the visual arts.

Q

On average, how often have you done this in the last 12 months?



Base: All Wellington City residents who have participated in the visual arts 2017 (n=157); 2020 (n=145)

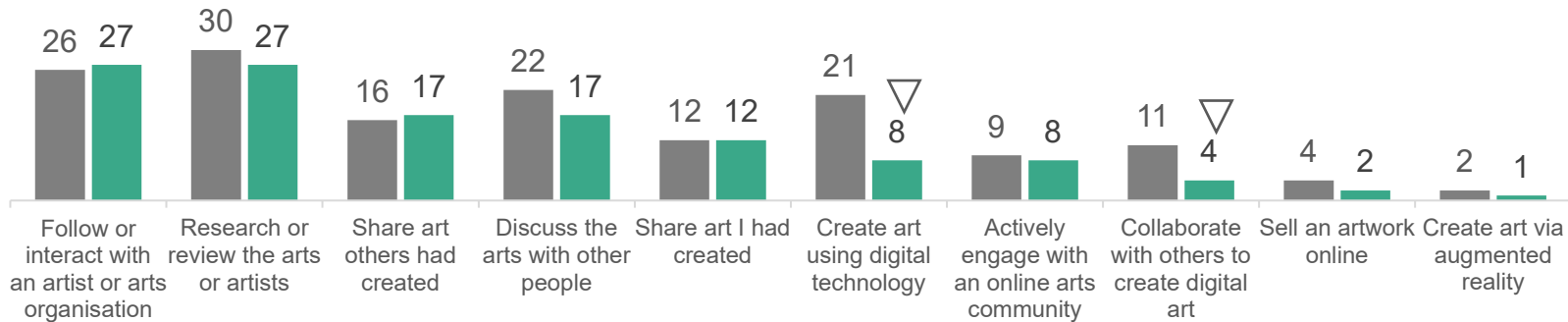
# Use of digital technology for arts activities

Q

In the last 12 months have you used the internet or digital technology to do any of the following?

%

■ Wellington City - 2017 ■ Wellington City - 2020



## COMMENTARY

Digital technology continue to enable Wellington City residents to engage with the arts in different ways. However, some of the allure or novelty of this technology may be waning.

Half (51%) of residents have used digital technology for arts activities, this compares to 57% in 2017, albeit this difference is not statistically significant.

There has been a decline in levels of participation in some activities, however. This includes creating art using digital technology which has dropped from 21% to 8%, and collaborating with others to create digital art (from 11% to 4%).

The most popular activities remain following or interacting with an artist or arts organisation (27%) and researching or reviewing the arts or artists (27%).

### Sub-group differences in Wellington City:

Women are more likely than men to engage with digital technology for arts activities (57% vs. 44%). In particular, they are more likely to follow or interact with an artist or arts organisation (36% vs. 16%) and share art others have created (21% vs. 11%).

In addition, those aged 15 to 29 are more likely than average to collaborate with others to create digital art (9% vs. 4%), while people with the lived experience of disability are more likely to sell an artwork online (11% vs. 2%).

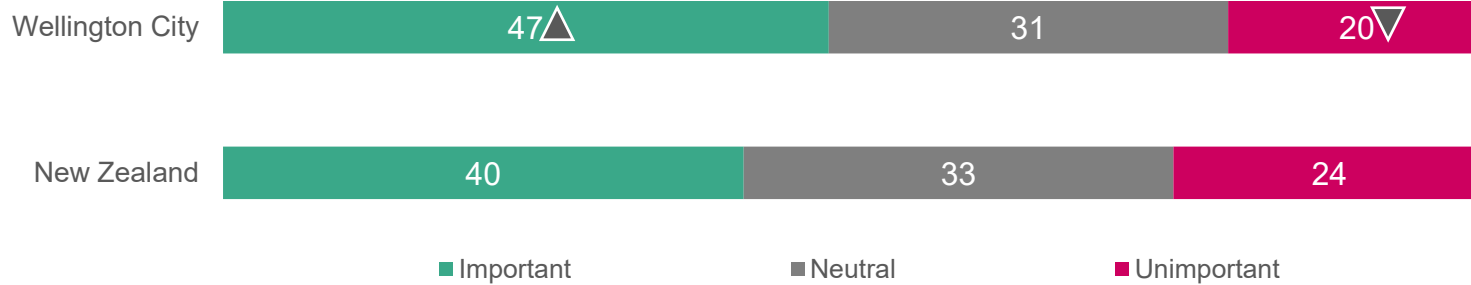


# PERCEIVED IMPACT ON WELLBEING AND SOCIETY

# Importance of the arts to wellbeing

## Q How important is the arts to your personal wellbeing?

%



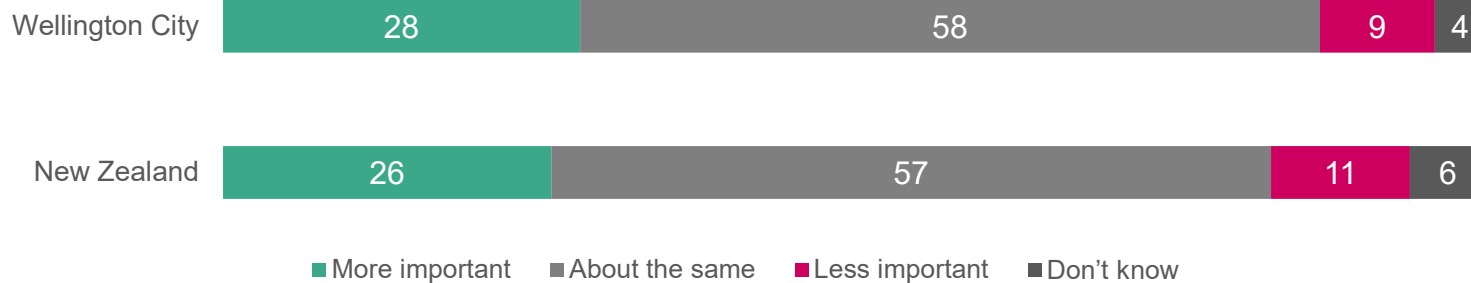
## COMMENTARY

In 2020 the survey further explored the impact of the arts on wellbeing with the two questions opposite.

Forty-seven percent of Wellington City residents feel that the arts is important to their personal wellbeing. This is higher than the average for all New Zealanders (40%).

The nett impact of COVID has been to value the arts more in terms of their wellbeing. Twenty-eight percent of residents say the arts are more important to their wellbeing since COVID-19 arrived in New Zealand while 9% say it is less important. This is line with the national average.

## Q Would you say the arts have become more or less important to your wellbeing since COVID-19 arrived in New Zealand?



### Sub-group differences in Wellington City:

The following groups are more likely than average to say that the arts are important to their personal wellbeing: older people aged 60 to 69 (60%) and 70 plus (62%), and women (54%).

Women (34%) are also more likely than men (22%) to say the arts has become more important to their wellbeing since COVID-19 arrived in New Zealand.



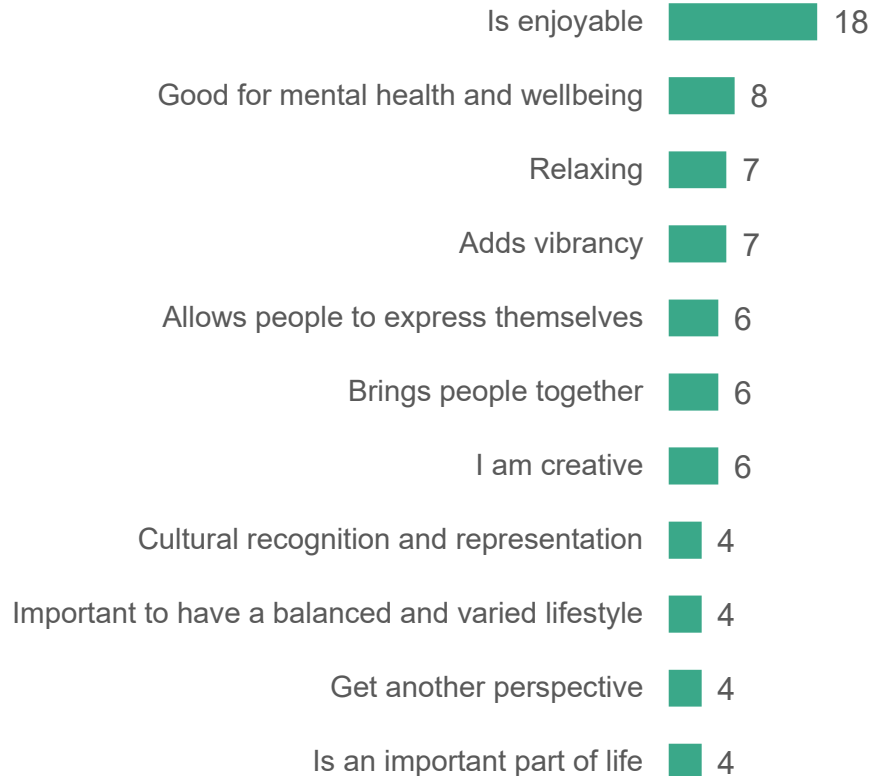
# Reasons why the arts is important for personal wellbeing

Q

For what reasons do you say that?

%

## LEADING RESPONSES



## COMMENTARY

Forty-seven percent of Wellington City residents feel the arts are important to their personal wellbeing. We asked these respondents an open-ended question as to why this is. The chart opposite shows the leading reasons given.

These reasons relate to positive emotions such as feeling good or happy, as well as providing a source of self-expression. Some respondents talked about the therapeutic benefits of the arts and associated positive impacts on mental health

## Quotes

*“Whenever I do get involved in the arts it’s had a positive effect on me. Being involved in orchestras all throughout childhood was extremely influential to my overall wellbeing.”*

Woman, 18-29, New Zealand European, Wellington

*“Arts provide sustenance for my soul, they can enlighten me on what is happening in society, they can elevate me.”*

Man, 70 plus, New Zealand European and Māori, Wellington

# Reasons why the arts improve society

Q

For what reasons do you feel the arts help improve society?

%

## LEADING RESPONSES



## COMMENTARY

Three quarters (74%) of Wellington City residents feel the arts improve New Zealand society. We asked these respondents an open-ended question as to why this is. The chart opposite shows the leading reasons given.

Key themes include self-expression, community cohesion, mental stimulus and joy.

## Quotes

*“Allows people to share their stories and backgrounds; provides beauty, challenges and entertainment to people; allows collaboration between people of different backgrounds.”*

Man, 30-39, NZ European, Wellington

*“It makes people think about things from a different point of view / perspective which helps with understanding and a breakdown of cultural and / or ingrained views and stereotypes. It broadens our overall perceptions and encourages integration - especially when people can make a connection through the arts that has no colour, body type, or gender bias.”*

Woman, 50-59, NZ European and Pacific, Wellington




# IMPACT OF COVID-19

# Getting through COVID-19

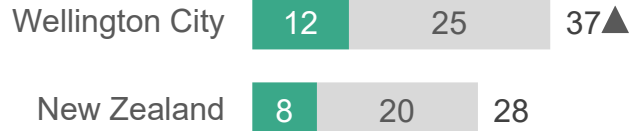
## Q How much do you agree or disagree with the following?

%


Arts and culture have supported my wellbeing during the COVID-19 crisis



I have watched more arts and culture activities online since the March lockdown



I have attended or participated in new arts and culture activities because of COVID-19



■ Strongly agree ■ Slightly agree

## COMMENTARY

Forty-two percent of residents say the arts has supported their wellbeing through COVID-19. The pandemic has also pushed people to watch more activities online since the lockdown (37%). Finally, the pandemic has even provided a spur for some to engage in new cultural activities (17%).

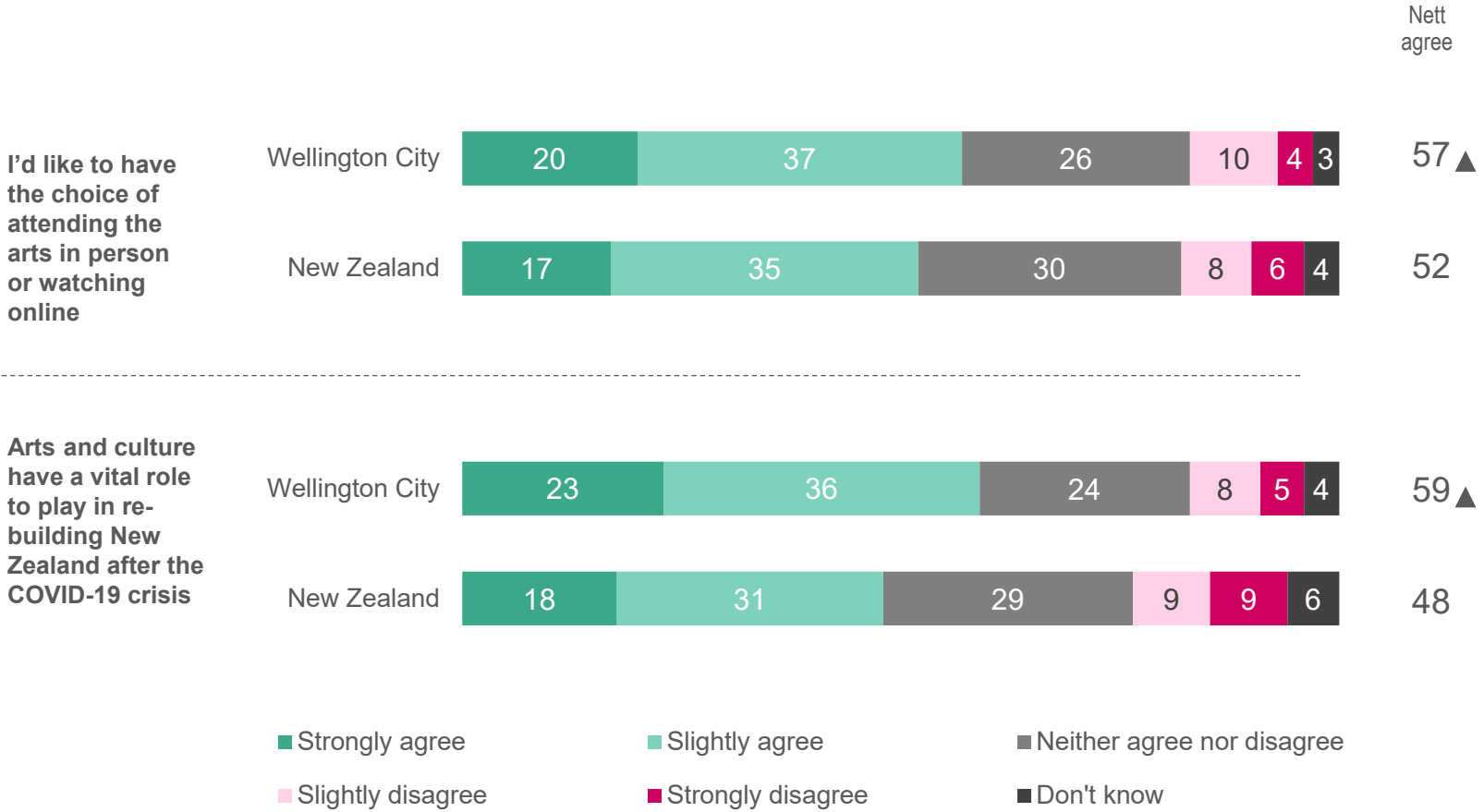
Wellington City residents are more likely to agree with each of these statements than New Zealanders overall.

### Sub-group differences in Wellington City:

The following groups are more likely than average (42%) to say that arts and culture supported their wellbeing during the COVID-19 crisis: older people aged 70 plus (58%), household with an income of between \$50,001 and \$80,000 (53%) and women (48%).

Those aged 60 to 69 (49%) and women (43%) are more likely than average to have watched more arts and cultural activities online since the March lockdown.

**Q** How much do you agree or disagree with the following?



## COMMENTARY

Fifty-nine percent of residents see the arts playing a vital role in the COVID-19 recovery.

There is an appetite to retain online access to the arts. Looking forward, 57% would like to have the choice of attending the arts in person or watching them online.

Again Wellington City residents are more likely to hold these attitudes than New Zealanders overall.

### Sub-group differences in Wellington City:

Those aged 70 plus (82%) and women (68%) are more likely than average (59%) to feel arts and culture have a vital role in rebuilding New Zealand after COVID-19. In contrast men (48%) and Asian New Zealanders (49%) are less likely to share this view.

Women are also more likely than men to want the choice to view arts online or in person (65% compared to 49%).



FOR FURTHER INFORMATION PLEASE CONTACT

EDWARD LANGLEY or KATELYNN FULLER



Colmar Brunton, a Kantar Company  
Level 9, 101 Lambton Quay  
Wellington 6011  
Phone (04) 913 3000  
[www.colmarbrunton.co.nz](http://www.colmarbrunton.co.nz)

# IMPORTANT INFORMATION

## Research Association NZ Code of Practice



**Colmar Brunton** practitioners are members of the Research Association NZ and are obliged to comply with the Research Association NZ Code of Practice. A copy of the Code is available from the Executive Secretary or the Complaints Officer of the Society.

### **Confidentiality**

Reports and other records relevant to a Market Research project and provided by the Researcher shall normally be for use solely by the Client and the Client's consultants or advisers.

### **Research Information**

Article 25 of the Research Association NZ Code states:

- a. The research technique and methods used in a Marketing Research project do not become the property of the Client, who has no exclusive right to their use.
- b. Marketing research proposals, discussion papers and quotations, unless these have been paid for by the client, remain the property of the Researcher.
- c. They must not be disclosed by the Client to any third party, other than to a consultant working for a Client on that project. In particular, they must not be used by the Client to influence proposals or cost quotations from other researchers.

### **Publication of a Research Project**

Article 31 of the Research Association NZ Code states:

Where a client publishes any of the findings of a research project the client has a responsibility to ensure these are not misleading. The Researcher must be consulted and agree in advance to the form and content for publication. Where this does not happen the Researcher is entitled to:

- a. Refuse permission for their name to be quoted in connection with the published findings
- b. Publish the appropriate details of the project
- c. Correct any misleading aspects of the published presentation of the findings

### **Electronic Copies**

Electronic copies of reports, presentations, proposals and other documents must not be altered or amended if that document is still identified as a Colmar Brunton document. The authorised original of all electronic copies and hard copies derived from these are to be retained by Colmar Brunton.

Colmar Brunton™ New Zealand is certified to International Standard ISO 20252 (2012). This project will be/has been completed in compliance with this International Standard.

This presentation is subject to the detailed terms and conditions of Colmar Brunton, a copy of which is available on request or [online here](#).

